

1 **“Morgan” the orca can and should be**  
2 **rehabilitated.**

3  
4 With additional notes on why a transfer to another ‘captive orca  
5 facility’ is inappropriate and release is preferred.  
6  
7  
8

9 Compiled July 2011

10 by Dr. Ingrid N. Visser & Mr Terry M. Hardie

11 [ingrid@orcas.net](mailto:ingrid@orcas.net)

12 [terry@orcas.net](mailto:terry@orcas.net)

13 (Available from: Orca Research Trust [www.orcaresearch.org](http://www.orcaresearch.org))  
14



42 Cover: Morgan, the young captive orca, watching a young boy, at Dolfinarium Harderwijk.  
43 photo © Dr. Ingrid N. Visser, June 2011

44 **Executive Summary.**

45 It is our joint professional opinion that Morgan is a prime candidate for  
46 rehabilitation and release as she is in a state of mental fitness that indicates  
47 she is alert, highly motivated and willing to learn.

48  
49 However, Morgans physical fitness needs to be improved, as the tank she is  
50 currently in is too small and too shallow for appropriate training. Additionally,  
51 she requires more mental stimulation as she is exhibiting signs of boredom  
52 and stereotypic behaviour, which are likely to increase in the impoverished  
53 conditions she is being held in.

54  
55 It is pivotal to understanding the situation for Morgan, to consider the  
56 following: *“Boredom is not a luxury problem.... There are indications that [it]  
57 affects the brain and ..... an animal’s resistance to stress and increase its chance  
58 of becoming physically ill.”* (Wemelsfelder 2005 p86 in: *Animal Boredom:  
59 Understanding the Tedium of Confined Lives. Mental Health and Well-Being in  
60 Animals*).

61  
62 We also draw attention to the following quote from this report:  
63 *“If the true goal of capturing Morgan was to give her the opportunity of a good  
64 and meaningful life, then keeping her in the current facility, or transferring her  
65 to another captive orca facility, where she will be subjected to the daily deeming  
66 round of tricks in return for her food and/or be forced into a breeding program,  
67 is not appropriate.”*

68  
69 We have come to the unfortunate conclusion that Morgan is being retained in  
70 captivity and not being released due to her intrinsic and/or fiscal value. Due  
71 to this her welfare is being severely compromised.

72  
73 **Executive Recommendations.**

- 74 1. Morgan is moved immediately from the impoverished and  
75 inappropriate conditions she is currently being held in;  
76 2. Morgan is **NOT** transferred to another captive orca facility, as they are  
77 not only sadly lacking in appropriate conditions for keeping wide-  
78 ranging species such as orca, but they also are *for-profit* and Morgan  
79 will be exploited for breeding and/or entertainment purposes;  
80 3. Morgan is moved to a sea-pen where natural (or at a minimum, semi-  
81 natural) conditions prevail;  
82 4. Morgan is immediately provided with appropriate mental and physical  
83 ‘enrichment’ to meet animal welfare standards;  
84 5. Morgan is rehabilitated for potential release into the wild to re-join the  
85 population of orca from which she came.  
86

# Contents

Page #

Executive Summary .....	2
Executive Recommendations .....	2
Contents .....	3
List of Illustrations .....	4
Key Facts .....	5
Brief Background and Context of this Report .....	6
Definitions: Stereotypic Behaviour & Environmental Enrichment .....	7
Observation Details .....	7
• <i>Observation Timeframes</i> .....	7
• <i>Definitions: Stereotypic Behaviour &amp; Environmental Enrichment</i> .....	7
• <i>Behaviour, 'Toys', Mental Stimulation (Environmental Enrichment)</i> .....	8
• <i>Excessive Vocalisations, Stereotypical Behaviours, Orientation to dolphins</i> .....	11
• <i>Physical Contact, Spindle Neurons, Visual Stimulation, Environmental Enrichment</i> .....	15
• <i>Oral Stereotypical Behaviour (Tongue Manipulation), Hose Orientation</i> .....	17
• <i>Alertness, Novel Items (further Environmental Enrichment)</i> .....	19
• <i>Physical condition, Damage to Rostrum, Teeth</i> .....	20
• <i>Impoverished Conditions, Welfare</i> .....	22
• <i>Semi-natural Sea-Pen, Rehabilitation, Release</i> .....	23
Why transferring Morgan to a facility holding other captive orca is inappropriate .....	25
• <i>Captive Orca Information</i> .....	25
• <i>Limited Breeding Females</i> .....	25
• <i>Transfer Between Facilities</i> .....	25
• <i>Reduced Lifespan in Captivity compared to the Wild</i> .....	26
• <i>Recent Deaths</i> .....	27
• <i>Financial and Intrinsic Value</i> .....	27
Orca in Captivity; Education versus Entertainment .....	29
Captive Orca in the Context of Morgan .....	30
Captive Orca Facilities .....	32
Clarification of Points regarding the Suitability of Morgan for Rehabilitation and Release .....	36
References .....	51
APPENDIX ONE. Recent deaths of orca in captivity .....	57
APPENDIX TWO. CV's of Authors .....	60

88  
89  
90  
91  
92  
93  
94  
95  
96  
97  
98  
99  
100  
101  
102  
103  
104  
105



Figure 1. Morgan, the young captive orca, at *Dolfinarium Harderwijk*. Note the stream of bubbles produced whilst she vocalised as she observed the public. photo © Dr. Ingrid N. Visser, June 2011.

106 **List of Illustrations**

107 All photos © Dr. Ingrid N. Visser, June 2011, unless stated and not to be used  
 108 without written permission.

109

Figure	Title	Page
(i)	Morgan, the young captive orca, watching a young boy, at <i>Dolfinarium Harderwijk</i> .....	Cover
1	Morgan, the young captive orca, at <i>Dolfinarium Harderwijk</i> .....	3
2	Google-earth view of Morgan’s tank at the <i>Dolfinarium Harderwijk</i> . photos © Google Earth, accessed June 2011 .....	6
3	Morgan attempting to initiate ‘speed swimming’, in a tank which is only approximately 5.6 times the length of her own body (3.65 m) .....	8
4	Morgan blowing bubbles in an attempt to entertain herself in an environment with no environmental enrichment .....	9
5	Morgan with her two ‘toys’ – a drum and a ball .....	10
6	Morgan orientating towards a member of the public and vocalising .....	11
7	Morgan orientated towards two bottlenose dolphins held in an adjacent tank .....	12
8	Morgan consistently orientating towards the filtration grill at the bottom of her tank ...	13
9	Morgan swimming upside-down, exhibiting one of her stereotypic behaviours .....	14
10	Morgan swimming upside-down, with her eye clearly open .....	14
11	Head trainer, Steve Hearn, actively engaging Morgan in various activities .....	15
12	Morgan watching <i>Dolfinarium Harderwijk</i> staff as they converse .....	16
13	Morgan swims along the 13 panels in front of the public viewing area .....	17
14	Morgan exhibiting oral stereotypic behaviour in the form of tongue manipulation .....	18
15	Morgan positioning herself below the spraying hose (the poor quality of the photo is a facet of the lack of clarity when looking through the ‘clear’ panel) .....	18
16	Morgan interested in novel objects .....	19
17	Previous and current wounds on Morgans rostrum .....	21
18	Raw damage to Morgan’s mandibles and the healed area between the mandibles (chin), as well as to the tip of her rostrum. © <i>Dolfinarium Harderwijk</i> .....	21
19	Morgan with her head out of the water and tail flukes on the bottom .....	22
20	Morgan with a dead fish in her mouth.	23
21	Morgan orientating onto her side to attract the attention of members of the public .....	24
22	Morgan attempting to gain visual attention at the only ‘clear’ panel as the last visitors leave for the day .....	35
23	Morgan exhibiting “artificial feeding conditioning” behaviour, commonly known as ‘begging’ .....	36
24	An ‘association indices plot’ showing the degree to which individual orca within the New Zealand wild orca population mix .....	38
25	Morgan attempting to gain access to bottlenose dolphins .....	40
26	Morgan positioning her head so that she can use binocular vision to view the photographer .....	43
27	Morgan as seen through one of the opaque panels .....	47
28	Morgan posturing in front of the camera, as the photographer held different positions herself – indicating that Morgan is willing to interact and socialise .....	50

110

## Key Facts

- 111  
112  
113 **1. Morgans statistics**  
114 Capture Date: 23 June 2010  
115 Capture length: 3.5 m  
116 Capture weight: 430 kg  
117 Capture age: estimated to be between 1-4 years old  
118 Current length: (as of June 2011): 3.65 m  
119 Current weight: (as of June 2011) 1,100 kg  
120 Current age: estimated to be between 2-5 years old  
121
- 122 **2. Wild female orca statistics**  
123 Reach lengths of up to: 8.5 m  
124 Reach weights of up to: 4,000 kg  
125 Age up to: 90 years of age  
126 Neonate (newly born) length: 2-2.5 m  
127 Neonate weight: approximately 200 kg  
128
- 129 **3. Captive female orca statistics**  
130 Maximum size published: 6.15 m  
131 Maximum age published: 28 (although “Lolita” is reputed to be at least  
132 40 years old, we could find no scientific publication to establish this and  
133 it must be considered that she was taken into captivity from the wild, so  
134 age is only an estimation).  
135
- 136 **4. Size of Morgans Tank at *Dolfinarium Harderwijk***  
137 Width: 7.72 m  
138 Length: 20.42 m  
139 Water depth: less than 3 m (estimated from photos herein)  
140
- 141 **5. Size of largest captive orca facility in the world (*SeaWorld, Florida*)**  
142 Width: 22.9 m  
143 Length: 51.8 m  
144 Water depth: 10.4 m  
145
- 146 **6. Size of proposed rehabilitation site at *Deltapark Neeltje Jans***  
147 Width: 252 m  
148 Length: 300 m  
149 Water depth: average ~ 5 m (low tide) and ~ 10 m (high tide).  
150  
151

## Brief Background and Context of this Report.

Morgan was captured from the Wadden Sea (Netherlands) on the 23 June 2010, by the *Dolfinarium Harderwijk*. She was in a severely emaciated state and required intensive care by the aquarium staff and “SOS Dolfijn” van Elk (2010).

The *Dolfinarium Harderwijk* is to be commended on the excellent manner in which they have nursed Morgan back to health. However, at their own admission (and as common sense shows) they no longer have the facilities to cater for Morgan’s increasing size and her physical and mental well-being. Given that as a female, Morgan could easily reach 7 m (or even up to 8.5 m) and 3,100-4000 kg (Dahlheim & Heyning 1999; Ford, 2002; Heyning & Dahlheim, 1988; Matkin & Leatherwood, 1986; Trites & Pauly, 1998), it is imperative that she is removed from this extremely small tank.

Since her capture from the wild, there have been a number of interested parties who wish to see that Morgan is given the opportunity to once again be free, as this was the original intent of her capture. There have been mixed reactions to the Release Plan offered by the Free Morgan Expert Board ([www.freemorgan.nl](http://www.freemorgan.nl)), not the least of which is the facility which currently holds her (*Dolfinarium Harderwijk*), stating that Morgan is now not a suitable candidate for release. However, we present here our observations and draw attention to certain factors that should be considered in respect of Morgans rehabilitation and release.



Figure 2. Google-earth view of Morgan’s tank at the *Dolfinarium Harderwijk*. Dimensions are shown in meters (*i.e.*, 7.72 m wide and 20.42 m long) and were measured with the Google-earth tools. Of note is that Morgan, in June 2011, was 3.65 m long, therefore the width of the tank is only 2.1 times her length and at it’s longest the tank is only 5.59 times her length. The depth of water is estimated to be less than 3 m (see Figure 17 for details). All of these dimensions are woefully short of what should be considered minimum welfare standards, not withstanding the meeting of basic biological requirements. photos © Google Earth, accessed June 2011.

## Observation Details

185  
186  
187  
188  
189  
190  
191  
192  
193  
194  
195  
196  
197  
198  
199  
200  
201  
202  
203  
204  
205  
206  
207  
208  
209  
210  
211  
212  
213  
214  
215  
216  
217  
218  
219  
220  
221  
222  
223  
224  
225  
226  
227  
228  
229  
230  
231  
232  
233

### **Observation Timeframes**

Morgan, a killer whale or orca (*Orcinus orca*) of between 2-5 years of age (based on her size), was observed 20-24 June 2011, by the authors of this report, whilst she was being held at the *Dolfinarium Harderwijk*. The observations described here were all made from the public viewing area and made on the following dates: 20-24 June (Visser) 21-24 June (Hardie) and between the hours of 1330-1600 hrs (official public viewing hours) plus one session on 22 June (1045-1120 hrs) when both authors were accompanied by the Head Trainer, Steve Hearn into this same public viewing area.

### **Definitions: Stereotypic Behaviour & Environmental Enrichment**

When viewing any animal, it is important to view the animal as a 'whole' and in the context of its environment. From this it can be observed how the animal reacts to its surroundings and, from either a trainers or scientists point of view, this can be a strong indication of the general state of the animal. Environments which unduly confine an animal can produce abnormal repetitive behaviours which are termed 'stereotypic' – (e.g., see Clubb & Mason (2007) and references therein). A classical example of stereotypic behaviour is commonly observed in large captive animals such as polar bears or tigers, which will 'pace' back and forth within the confines of their cage. Other stereotypic behaviours may involve fixated attention on certain objects, licking or chewing on others or even self-mutilation (such as feather plucking in captive parrots).

Likewise, environments that provide limited variability for an animal (often referred to as 'sterile' environments) provide little or no mental stimulation for the animal. Again these types of environments often result in the captive animal(s) exhibiting stereotypic behaviour which may also manifest itself as apathy/lethargic type behaviours (e.g., excessive amounts of sleeping or lying around).

In terms of the welfare of any animal in captivity, in this day and age, there should be no reason to see stereotypic behaviours manifest themselves. Therefore we should accept a level of "zero tolerance" of stereotypic behaviour (Mason et al. 2007). To help combat stereotypic behavioural issues, facilities which hold animals attempt to increase their mental and physical stimulation through a process termed 'environmental enrichment', where items (or mental challenges) are introduced to the animal to reduce boredom. Therefore environmental enrichment is also mental enrichment, resulting in behavioural enrichment (and the extinguishing of stereotypic behaviours).

Clubb & Mason (2007) write the following, which summarizes the situation; *"For many captive wild species, poor conception rates, high infant mortality rates, and/or poor adult survivorship are major impediments to attaining self-sustaining populations. Given that these animals receive veterinary care and are free from predation, drought and starvation, this is surprising and suggests a role of chronic, husbandry-related stress. Furthermore, abnormal, repetitive behaviours like pacing are rather prevalent; these likely reflect inadequate environments, are perceived negatively by the public, and could even indicate psychological changes that would impede reintroduction success."*

234 **Behaviour, ‘Toys’, Mental Stimulation (Environmental Enrichment)**

235 Morgan’s behaviour fluctuated wildly – from where she appeared alert and motivated, to  
236 unmitigated boredom from her unstimulating environment. She exhibited stereotypic  
237 behaviours and classic signs of boredom for confined animals (as outlined by  
238 Wemelsfelder, 2005).

239  
240 The tank Morgan has been contained in for over one year is particularly small and provides  
241 extremely limited and certainly unvarying, physical conditions. Taking into account the  
242 following by Špinka & Wemelsfelder (2011), it is pivotal to the health of Morgan that she is  
243 moved out of this concrete tank (and not just into another larger concrete tank); *“If we can  
244 accept that through active engagement with their environment animals experience meaning  
245 and enjoyment in what they do, then there seems to be no reason why chronic disruption of  
246 such engagement should not be experienced as debilitating, boring, or even depressingly dull.”*  
247



248  
249 Figure 3. Morgan attempting to initiate ‘speed swimming’, in a tank which is only approximately  
250 5.6 times the length of her own body (3.65 m). Orca have the highest swimming velocity of four  
251 species of cetaceans (measured in captivity), *i.e.*,  $7.91 \text{ ms}^{-1} = 28.44 \text{ km/h}$  (Fish, 1998) and there is  
252 no way that Morgan can begin to attain such speeds in such a confined space.

253 photo © Dr. Ingrid N. Visser, June 2011.

254  
255 Morgan received minimal human contact whilst we observed her (typically for no longer  
256 than 20 minutes during any one session) and, that which she did receive, was focused  
257 primarily during feeding /training sessions. In the past, restriction of human contact has  
258 been a form of punishment for marine mammals in captivity (*e.g.*, “[to punish a marine  
259 mammal]..... *In traditional operant conditioning, for example food deprivation was often used  
260 to motivate the animals, whereas in other cases, animals were placed in social isolation and  
261 received limited human contact because of aberrant behavior.*” (Brando, 2010).

262  
263 Van Elk (2010) who is a veterinarian working for the *Dolfinarium Harderwijk*, prepared  
264 information to be presented to seven experts for their opinion regarding the suitability of  
265 Morgan for Release. In the section entitled **“Morgan’s case specific information”**, he  
266 **writes**; ‘being a very juvenile killer whale, needs social contact and activity for her  
267 psychological well being.’, yet this facet has clearly not been addressed.



268 Although Morgan may be receiving additional 'face time' with trainers during other non-  
269 public viewing times, the critical points to keep in mind are that "...institutions may provide  
270 various forms of exercise and entertainment but crucially, the individual is not free to choose  
271 how, where, and when to act. He or she can respond with more or less enthusiasm to  
272 proposed activities, but true creative autonomy is not an option. As a consequence, the  
273 environment, though offering variable stimulation, may still be experienced as dull and  
274 'subjectively monotonous' " (Wemelsfelder 2005). While this quote is in reference to human  
275 situations, it has a direct reflection on any dolphinarium or similar captive situation  
276 (Wemelsfelder 2005).

277  
278 Attempts have been made by the staff of the *Dolfinarium Harderwijk* to provide Morgan  
279 with environmental enrichment through mental stimulation with 'toys', however it was  
280 apparent that she quickly became disinterested in the limited number (two) of 'toys'  
281 presented to her, or left in her tank. We are aware that the 'toys' must be 'orca-proof' in  
282 that Morgan can safely be left with them – thereby restricting the available items, however  
283 we are only aware of these two which have been presented to Morgan and were informed  
284 by Steve Hearn (head trainer *Dolfinarium Harderwijk*) that these were her only two toys.

285  
286 We are aware that inappropriate items can be detrimental to Morgans health (e.g., Hare, et  
287 al. 2008; Duncan, 1997, Duncan, 1998; Schetini de Azevedoa et al., 2007), however one  
288 scientific paper notes that between 1985 to 2004, 744 scientific articles could be found on  
289 environmental enrichment (Schetini de Azevedoa et al., 2007). Additionally a simple  
290 search on the internet found more than 40 companies specializing in providing articles for  
291 environmental enrichment for animals. Although we are aware, again, that not all items  
292 will be suitable for Morgan, working within the frameworks outlined above we find it hard  
293 to accept that only two toys are currently presented to Morgan.



Five staff of the *Dolfinarium Harderwijk* are members of the International Marine Animal Trainers' Association (IMATA), which hosts forums for members to discuss aspects of marine animal care (such as environmental enrichment). Additionally the IMATA states, on their website, that IMATA "hopes to establish a community of members aspiring to attain the objectives of the Association and committed to its code of professional ethics. IMATA is dedicated to providing and advancing the most professional, effective, and humane care of marine animals in all habitats." We would envisage that environmental enrichment falls within this definition.

Figure 4. Morgan blowing bubbles in an attempt to entertain herself in an environment with no environmental enrichment. photos © Dr. Ingrid N. Visser, June 2011

320 Many zoological institutions have implemented formal enrichment programs and  
321 dedicated personnel to enrichment efforts (e.g., see Duncan, 1997), yet it appears, from an  
322 outsiders perspective, that if any such program is in place at the *Dolfinarium Harderwijk*,  
323 that Morgan is not a recipient of such benefits.

324  
325 *Other than the limited human contact, the two 'toys' and a hose (see below),*  
326 *Morgan was provided with little, if any, environmental enrichment in the form of*  
327 *mental stimulation during our observations.*

328  
329  
330




331  
332  
333  
334  
335

Figure 5. Morgan with her two 'toys' – a drum (left) and a ball (top right). In the bottom right picture, only minutes after the drum was placed in the pool, Morgan no longer attempts to play with it as the drum can be see abandoned at the back of the tank. photos © Dr. Ingrid N. Visser, June 2011.

336 ***Excessive Vocalisations, Stereotypical Behaviours, Orientation to dolphins***

337 Whilst we filmed and observed Morgan, she often loudly vocalised, both at the surface and  
338 underwater. Although it is difficult to scientifically ascertain the nature of these calls (*i.e.*,  
339 what motivates her to call in such a manner) from our restricted observations and from a  
340 general behavioural standpoint, it would not be inappropriate to suggest that much of this  
341 was 'frustration' orientated vocalisation. This can be assumed based on the simple  
342 observation that as a trainer(s) departed, Morgan would often call out excessively, loudly  
343 and repeatedly, whilst visually orientating towards the location that the trainer(s) had  
344 departed to. This type of vocalisation may also have been 'attention seeking' – in that  
345 Morgan was attempting to initiate contact (or re-establish it), as this human contact  
346 provided the only mental relief to her stagnant environment. This attempting to initiate  
347 contact was also seen when Morgan would orientate towards certain members of the  
348 public who drew her attention.

349  
350 Vocalisation by Morgan could be heard clearly above the water and through the panels in  
351 the front of her tank. The volume and manner which Morgan exhibited these vocalisations  
352 had never been witnessed by either author before, including when observing lone orca at  
353 other captive orca facilities and in the wild.



385 Figure 6. Morgan orientating towards the photographer and vocalising (note stream of bubbles  
386 from her blowhole as she whistles). photo © Dr. Ingrid N. Visser, June 2011.

387 Additionally, Morgan would also frequently vocalise at (and orientate towards) bottlenose  
388 dolphins (*Tursiops truncatus*) held in an adjacent tank. The tanks were separated by two  
389 mesh gates, which prevented any physical contact between Morgan and the dolphins. As  
390 there was a separation between the gates of at least one meter, it was not even possible for  
391 Morgan to press against the mesh to receive limited physical contact with the dolphins.

392  
393 Despite these gates and despite the fact that Morgan has been held captive next to these  
394 animals for over one year, she consistently orientated towards the dolphins and their  
395 enclosure. During preparation for dolphin shows, or during training sessions with the  
396 dolphins, Morgan was not lured away from her position in front of the gates.

397  
398 During one session (21 June 2011) Morgan was observed to be orientated towards the  
399 bottlenose dolphin tank for two hours without any major shift in her attention. During  
400 another session on the following day, the dolphins were 'stationed' at the mesh gate for  
401 seconds at a time, as required by their trainers. During this session Morgan became  
402 increasingly vocal and appeared agitated and highly motivated to gain access to the  
403 dolphins and/or trainers (who's training whistles could be clearly heard by the authors, so  
404 no doubt were also audible to Morgan – the same training whistles which are used for  
405 Morgans training sessions).

406



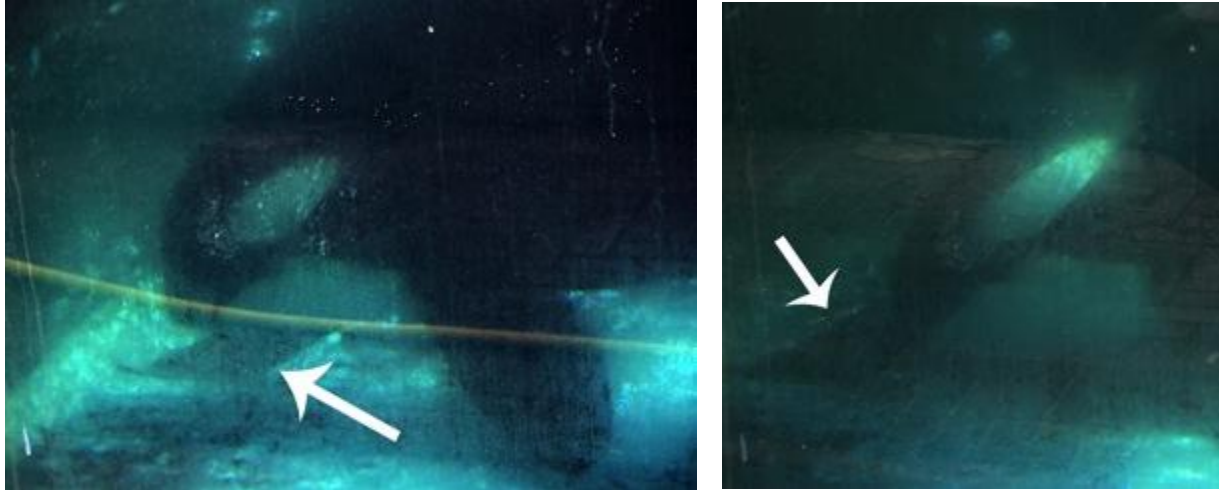
407  
408 Figure 7. Morgan (head visible, top left) orientated towards two bottlenose dolphins held in an  
409 adjacent tank. Two mesh gates separate Morgan from the dolphins, preventing even inquisitive  
410 touching through the mesh. photo © Dr. Ingrid N. Visser, June 2011.

411

412

413

414 Morgan would also frequently orientate towards the 'grill' from the filtering system at the  
415 bottom of the tank. Orientation to the grill (and the mesh on the gates) have resulted in  
416 damage to Morgans rostrum, as she continually rubs against the substrate(s). *"As animals*  
417 *stay longer in their cages, they begin to direct their attention to inadequate substrates. They*  
418 *may lick, suck, or chew the floors and bars of their cages...."* (Wemelsfelder 2005, p84).  
419 Again, these types of behaviours are indicative of stereotypic displays and indicate that the  
420 animal is bored and has been provided with limited physical and/or mental stimulation.  
421



422  
423  
424 Figure 8. Morgan consistently orientating towards the filtration grill at the bottom of her tank  
425 (dark rectangle feature indicated by arrow). This behaviour was manifested repeatedly over the  
426 four day period she was observed by the authors. Note: Only limited visibility was possible whilst  
427 this behaviour was observed and photographed through the left opaque panel. This opaque panel  
428 also resulted in reflective images (such as the yellow hose, left). photos © Dr. Ingrid N. Visser, June 2011.  
429

430  
431 Morgan was also observed to spend inordinate amounts of time upside-down. Although  
432 swimming upside down is a natural position for wild orca to occasionally exhibit, it is  
433 unclear why Morgan is positioning herself upside down so much. Orca do have binocular  
434 vision which is facilitated by the orientation of their head and it may be that Morgan is  
435 attempting to view items of interest to her (*e.g.*, clouds). However, no matter the goal of  
436 this upside-down swimming, once again such a behaviour is (at the very least) beginning to  
437 manifest itself as stereotypical, if not already established as such.  
438

439 It is possible that the staff of the *Dolfinarium Harderwijk* may not be aware of these  
440 stereotypical behaviours as *"When looking for those symptoms, it is important that we know*  
441 *an animal's biological background and understand how it prefers to spend its time under*  
442 *more natural conditions."* (Wemelsfelder 2005, p86).  
443

444 We would like to note that both authors, who have extensive experience with orca in the  
445 wild, including in-water observations, immediately noted (independently and each within  
446 minutes of first observing Morgan) that she was exhibiting stereotypical behaviours.  
447 Hardie, additionally, has experience working in the captive dolphin industry and with this  
448 training was able to identify these stereotypic behaviours.  
449

450 Although herein, we express our opinions regarding our observations of the stereotypic  
451 behaviour we observed displayed by Morgan, we are not attempting to lay blame on any  
452 one individual from *Dolfinarium Harderwijk*. Rather we wish to draw attention to these  
453 behavioural anomalies for the Governing body who will decide the fate of Morgan.

454  
455 When deciding her fate, it should be kept in mind, that if this behaviour was not noticed  
456 (and if it had, appropriate action should have been taken to prevent boredom and therefore  
457 stereotypic behaviour), then it is apparent that appropriate training is required for those  
458 staff who conduct animal care to enable them to identify such stereotypical behaviour and  
459 why it manifests itself.  
460  
461 Tellingly, Wemelsfelder (2005, p85) notes; *“By the time the animal begins to develop a*  
462 *fixation on inadequate substrates, the situation has become severe.”*  
463

464



481

482 Figure 9. Morgan swimming upside-down, exhibiting one of her stereotypic behaviours. photo © Dr.  
483 Ingrid N. Visser, June 2011.  
484



Figure 10. Morgan swimming upside-down,  
with her eye clearly open.  
photo © Dr. Ingrid N. Visser, June 2011.

503 **Physical Contact, Spindle Neurons, Visual Stimulation, Environmental Enrichment**  
504 During our observations it was clear that Morgan was severely deprived of physical contact  
505 with anything other than inanimate objects (*e.g.*, a ball). Unfortunately, she was also only  
506 provided with negligible ‘hands-on’ time with her trainer(s), lasting, at best, minutes.  
507 During sessions with trainers she was occasionally ‘scrubbed’ with a broom, but again, this  
508 physical contact lasted, at best, minutes. Given the extreme tactile (physical contact)  
509 nature of these animals and their intense social lives, both in captivity and in the wild, this  
510 scarcity of physical contact is tantamount to sensory deprivation.

511  
512 Simple solutions could be provided to enhance environmental enrichment, such as items  
513 which Morgan could rub against when under supervision (*e.g.*, a cotton mop) or items  
514 which she should be able to freely interact with, such as seaweed for her to glide through.  
515 Obviously pivotal to such a social creature is increased physical contact with other  
516 creatures (such as the bottlenose dolphins held in the facility or at the very least, her  
517 trainers).

518  
519 Of paramount concern is this dearth of contact time with trainers. It is actually  
520 unforgivable that such a social creature is starved of attention. Although the head trainer  
521 (*i.e.*, Steve Hearn) is to be commended on his attempts to engage Morgan in stimulating  
522 situations (*e.g.*, see pictures), there appeared to be an overall lack of available time to  
523 devote to Morgan.

524



525 Figure 11. Head trainer, Steve Hearn, actively engaging Morgan in various activities.  
526 photos © Dr. Ingrid N. Visser, June 2011.

527  
528 Conversations were overheard or comments made directly to the authors, in which the  
529 following quotes were heard; “Morgan is like a small child – constantly demanding  
530 attention, but she has to learn that she isn’t the only one here”; “We do not have enough  
531 trainers to have just one devoted to looking after Morgan”; “No trainer has been set aside

532 to spend time specifically with Morgan as we never planned to keep her and don't have the  
533 time to devote to her".

534  
535 Although we understand that Morgan is a young orca, requiring special attention, if the  
536 *Dolfinarium Harderwijk* was not able to fully commit to her well being, then Morgan should  
537 have been handed over to a competent facility long ago, or help requested from within the  
538 captive marine mammal industry, or from experienced orca researchers. We are aware of  
539 at least two marine mammal trainers (both with experience working with captive orca),  
540 who had offered to assist the *Dolfinarium Harderwijk* assessing and working with Morgan,  
541 but neither of trainers have been contacted in response to their offers.

542  
543 Of course, it may not be politically correct or considered appropriate to suggest the  
544 following, but it must be considered (as it cannot be ruled out); that the staff at the  
545 *Dolfinarium Harderwijk* are totally aware that the lack of mental stimulation (through such  
546 avenues as environmental enrichment) will incite more stereotypic behaviours in Morgan  
547 and she may be terminally classified as unsuitable for rehabilitation and release given that  
548 ".....abnormal, repetitive behaviours..... could even indicate psychological changes that would  
549 impede reintroduction success" (Clubb & Mason 2007).

550  
551 Crucial to the understanding the extreme deprivation Morgan has been subjected to, are  
552 the recent findings that orca brains contain *Von Economo* or 'spindle' neurons (Hof & van  
553 der Gucht, 2007). These cells have been found in higher primates (including humans, see  
554 details below) and in elephants (Hakeem et al. 2009). In humans the regions containing  
555 these same cells are involved in high-level cognitive processing, such as feelings of  
556 empathy (Singer et al., 2004), guilt (Shin et al., 2000), embarrassment (Berthoz et al.,  
557 2002), and pain (Craig et al., 1996; Rainville et al., 1997).

558  
559 Spindle neurons have also been noted to be involved in human-orientated behaviours such  
560 as judgment, social knowledge and consciousness of visceral feelings (Craig, 2003, 2004,  
561 2009). Revealingly, humans with diseased regions containing these 'spindle' exhibit  
562 disruptive social functioning and self awareness. Orca, not only have these same neurons,  
563 but have also been shown to exhibit self awareness and self recognition (Delfour & Marten,  
564 2001). Animals which are self aware can learn that different outcomes can be produced or  
565 influenced by their behaviour. Additionally, orca are recognised as showing distinctive  
566 cultural variations between various populations (*e.g.*, Visser 2000; Whitehead 1998).



581  
582 Figure 12. Morgan watching *Dolfinarium Harderwijk* staff as they converse.  
583 photo © Dr. Ingrid N. Visser, June 2011.



584 Yet, despite all this evidence that these animals are lucid, sentient beings, Morgan has been  
585 held for over one year, in the same impoverished concrete tank, which is effectively a  
586 featureless box. Repeatedly, calls from concerned citizens, conservation groups, orca  
587 scientists and groups specifically formed due to the situation Morgan is in (*e.g.*, the Free  
588 Morgan Group and the Orca Coalition), have been made for Morgan to be moved to a sea-  
589 pen with a semi-natural environment to aid in her mental and physical stimulation and  
590 welfare. However, despite the Netherlands having internationally recognised high animal  
591 welfare standards, (*e.g.*, Ruis & Pinxterhuis 2008 and references therein), Morgan remains  
592 at the *Dolfinarium Harderwijk*, where she has not been provided with even basic visual  
593 stimuli within the tank. More than 10 years ago, self recognition was documented in orca  
594 through viewing themselves in a mirror (Delfour, & Marten 2001). Therefore, even a  
595 simple addition of a mirror would have allowed Morgan the basic value of mental  
596 stimulation associated with self-inspection.


597  
598 The only real potential visual stimuli for Morgan (*i.e.*, something which changes and/or is  
599 dynamic) are the views through 13 panels, which border the public viewing side of her  
600 tank. However, unfortunately, twelve of these panels are opaque, severely restricting  
601 Morgans potential vision to the outside world. One panel is considerably clearer than the  
602 others, but still has significant deficiency in clarity. Morgan occasionally orientates  
603 towards this clearer panel (certainly more frequently than towards the opaque panels) and  
604 when she does so, her behaviour typically stimulates the viewers in the public area (when  
605 present) towards more animated behaviour – providing Morgan with some limited visual  
606 stimulus.



607 Figure 13. Morgan swims along the 13 panels in front of the public viewing area. The white of her  
608 eye-patch is currently within the 'clearer' of the panels. photo © Dr. Ingrid N. Visser, June 2011.

609  
610  
611 ***Oral Stereotypic Behaviour (Tongue Manipulation), Hose Orientation***  
612 By positioning ourselves in front of the clearer panel when Morgan also did so, it was  
613 possible to observe her opening her mouth and exhibiting yet another stereotypic  
614 behaviour – tongue manipulation. 'Tongue rolling' – manipulating her tongue into a tube  
615 as well as 'tongue folding', attempting to turn her tongue into an inverted position were  
616 both observed. "[confined] animals may perform behaviors that appear to have no substrate  
617 at all, such as air-chewing, tongue-rolling..... These behaviors are likely to develop into  
618 compulsive habits that are difficult, if not impossible, to break. This may lead to self-  
619 mutilation ..... . As a rule, such behaviors are not observed in natural or semi-natural  
620 conditions and are sometimes addressed as a confinement 'vice', as if it were the animals  
621 fault." (Wemelsfelder 2005, p84). Once again these observations point to the fact that it is

622 critical that Morgan is moved from a 'featureless' concrete tank, into a semi-natural  
623 environment such as *Deltapark Neeltje Jans*.  
624



625 Figure 14. Morgan exhibiting oral stereotypic behaviour in the form of tongue manipulation.  
626 Rolling the tongue into a tube (left) and folding or twisting the tongue into an inverted position  
627 (right). photos © Dr. Ingrid N. Visser, June 2011.  
628

629  
630 There is a hose spraying water into the tank, which is on a timer and is set to run  
631 intermittently. Morgan appeared to orientate to this hose every time it was turned on  
632 indicating that she has not tired of this particular type of stimulation. Similar stimulation  
633 could be provided by multiple hoses, turning on in rapid random sequence (encouraging  
634 her to swim from one to another), underwater jets etc. This would be a simple way to  
635 improve the environmental enrichment of the tank.  
636

637



638 Figure 15. Morgan positioning herself below the spraying hose (the poor quality of the photo is a  
639 facet of the lack of clarity when looking through the 'clear' panel). photo © Dr. Ingrid N. Visser, June 2011.  
640

641  
642

643 **Alertness, Novel Items (further Environmental Enrichment)**

644 Presented with novel (or infrequently observed) stimulus, Morgan was attentive and her  
645 attention could be held for an extended period. This clearly indicates that she remains in a  
646 mental state of alertness that would facilitate training her for release into the wild.

647  
648 However, it should be kept in mind that “*With very little to absorb the animals’ interest, time*  
649 *ticks by and the animals can either try to fill that time or wait for it to pass. But filling time is*  
650 *not the same as having fun, so animals that appear to be active could still be very bored.*”  
651 (Wemelsfelder 2005, p85). (Our emphasis).

652  
653 The effectiveness of any novel object(s) as enrichment devices depends on a number of  
654 factors. For example, the literature on habituation (whereby an animal (or human), when  
655 repeatedly exposed to a stimulus, decreases their response to it) predicts that an object  
656 that is always in an animal’s environment will be less interesting than a similar object that  
657 is available only on an intermittent basis (*e.g.*, see Kuczaj et al (2002) and references  
658 therein). Therefore, varying not only the novelty of any particular item (*i.e.*, not always  
659 presenting the same object), but also varying the timeframe (*e.g.*, randomly alternating it  
660 with other objects) and duration for which the item is present will help to increase the  
661 effectiveness of the item.

662  
663 Although it may seem common sense to increase the environmental enrichment for captive  
664 animals, there are also a number of scientific studies which suggest that improving an  
665 animal’s environment also benefits the animal(s) indirectly through health benefits etc  
666 (*e.g.*, see Kuczaj et al (2002) and references therein).



667  
668 Figure 16. Morgan interested in novel objects (left, large video cameras), (right, upright, folded  
669 umbrella) photos © Dr. Ingrid N. Visser, June 2011.

670 **Physical condition, Damage to Rostrum, Teeth**

671 It was difficult to ascertain Morgan's physical condition, as we did not examine her, other  
672 than through observations from the public viewing area. However it is clear, even from  
673 this observational position, that she requires extensive training to build muscle tone (*e.g.*, it  
674 is possible see her ventral areas are flaccid and move freely from side to side (*i.e.*, wobble)  
675 as she gently moves her flukes). This is obviously due to the fact that she has severely  
676 limited conditions under which her fitness can develop (*e.g.*, the tank is so shallow that  
677 Morgan, when positioned with her rostrum on the floor of tank, has her caudal peduncle  
678 and tail flukes clearly out of the water). The interpretive guides positioned in front of  
679 Morgan's tank had informed us that (as of June 2011) she was 3.52 m long, therefore the  
680 tank is clearly less than 3 m deep.

681  
682 It was possible to photograph the damage to the rostrum (snout) of Morgan when she  
683 orientated towards the viewing area. It can be seen that there is an open wound on the tip  
684 of her rostrum, that at some stage has either been larger, or, this current (open) wound has  
685 manifested itself on top of a previous wound in the same location.

686  
687 On the anterior tip of the mandibles a similar (healed) wound is visible. Photographs on  
688 display at both the entrance to the public viewing area of Morgan (authors personal  
689 observations) and on the *Dolfinarium Harderwijk's* website show this wound to be open at  
690 some stage whilst she was held in captivity). These types of wounds are not typically found  
691 on wild orca and are a direct result of her continual orientation and pressing against the  
692 mesh, grill and concrete structures within her tank. There is an additional wound in the  
693 area between the branches mandibles (*i.e.*, chin area) which appears healed (see Figure  
694 16), but for which the origin cannot be ascertained.


695  
696 We were informed by Steve Hearn (head trainer, *Dolfinarium Harderwijk*) that Morgans  
697 teeth were regularly photographed to monitor their progression. Young orca have  
698 naturally weak teeth (the teeth remain hollow for a substantial portion of their youth),  
699 therefore it is important that such individuals are not permitted to chew on hard  
700 substrates such as concrete. It is not possible to ascertain from a few days observation, if  
701 the wearing we photographed, on Morgans front teeth, was a result of her orientation  
702 towards hard substances, as outlined above. Given the likelihood that Morgan will damage  
703 her teeth if she continues to chew on concrete etc from boredom it is vitally important that  
704 she is provided with environmental enrichment and immediately moved from this tank.

705  
706 Captive orca typically damage their teeth through chewing concrete etc. When these teeth  
707 become so damaged that they present a health risk for the animal the teeth are drilled out  
708 (Jett & Ventre, 2011). When this occurs *"This breakage leaves the pulp of some teeth*  
709 *exposed. If left alone, the decaying pulp forms a cavity that leads to food plugging. The*  
710 *reaction of the orca's immune system to this plugging is to create inflammation and*  
711 *eventually a focus for systemic infection. Because of the relative youth of most captive whales,*  
712 *the roots of many of their teeth are immature, which makes a root canal procedure*  
713 *impossible. Instead, using a variable speed drill, trainers drill holes through the pulp and into*  
714 *the jaw via an endodontic procedure called a modified "pulpotomy." This is an uncomfortable*  
715 *husbandry procedure for the whales, which have been observed refusing to participate by*  
716 *sinking down into the water, shuddering, or splitting from their keepers. After "tooth drilling"*  
717 *is complete, trainers must irrigate (flush) the bored out teeth two-three times each day, for*  
718 *the rest of the orca's life, to prevent abscess, bacteremia, and sepsis. In the medical field it is*  
719 *known that poor dentition can lead to a host of diseases including valvular heart disease,*  
720 *gingivitis, pneumonia, stroke, and heart attack. These open bore holes represent a direct*  
721 *route for pathogens to enter the blood stream where they can then be deposited into the*

722 tissue of various organs throughout the body, such as the heart or kidney” (e.g., see Jett &  
723 Ventre, 2011 and photograph therein).  
724  
725



726  
727 Figure 17. Previous and current wounds on Morgan's rostrum. See also Figure 12 and 16 for  
728 further examples. Also, apparent wearing of front teeth is visible. photo © Dr. Ingrid N. Visser, June 2011.  
729  
730  
731



732  
733 Figure 18. Raw damage to Morgan's mandibles and the healed area between the mandibles (chin),  
734 as well as to the tip of her rostrum. These images were extracted from the *Dolphinarium*  
735 *Harderwijk* website, under the special section on Morgan and are noted to be under their copyright  
736 © *Dolphinarium Harderwijk* B.V. 2011. Accessed June 2011.  
737 [http://www.dolphinarium.nl/nl/dolphinarium/dieren en doen/ontdek alle dieren/dieren morgan.html](http://www.dolphinarium.nl/nl/dolphinarium/dieren%20en%20doen/ontdek%20alle%20dieren/dieren%20morgan.html)  
738

739 ***Impoverished Conditions, Welfare***

740 It is imperative that Morgan's captive conditions are considered in light of the fact that  
741 animal welfare is no longer viewed solely in terms of functional health and the absence of  
742 suffering, but also in terms of positive experiences, or generally a good 'quality of life'  
743 (McMillan 2011).

744  
745 Despite the reprehensible fact that there are no legislative controls over the minimum tank  
746 size for a captive orca in the Netherlands, common sense clearly shows that Morgan is  
747 lacking a good 'quality of life' based on the impoverished and exceptionally small tank she  
748 is held in. This lack of environmental enrichment is not lost on all members of the public as  
749 some were overheard to comment with quotes such as "I can't believe they keep her in  
750 such disgusting conditions", "surely it can't be good for her in that tiny tank with nothing to  
751 do all day" and "surely she should have something to do or even look at".

752  
753 Moreover, her lack of  
754 social contact with  
755 other cetaceans  
756 (whales, dolphins,  
757 porpoises) as well as  
758 the extremely limited  
759 social contact she has  
760 with her trainers is  
761 inexcusable. These  
762 deficits provide her  
763 with limited (if any)  
764 mental and physical  
765 stimulations.

766  
767 Continued  
768 confinement in such  
769 conditions is cruel and  
770 torturous for any  
771 animal, let alone an  
772 individual from a  
773 species that has been  
774 demonstrably shown  
775 to have intelligence  
776 and self awareness  
777 (e.g. Delfour & Marten,  
778 2001).

779  
780  
781  
782  
783  
784  
785  
786  
787  
788  
789  
790  
791




Figure 19. Morgan with her head out of the water and tail flukes on the bottom. As Morgan was 3.65 m long (data supplied by *Dolfinarium Harderwijk* staff) the water depth can be estimated at less than 3 m. This photo clearly showing that the water is not sufficiently deep enough for her.

photo © Dr. Ingrid N. Visser, June 2011.

792 To add to the lack of mental stimulation for Morgan, there is a total lack of ability to forage  
793 (all her food is provided to her and all her food is dead). She has no physical interactions  
794 with other cetaceans, most tellingly, with conspecifics (*i.e.*, other orca) and has effectively  
795 been held in solitary confinement for over one year.



796 Figure 20. Morgan with a dead fish in her mouth. Since her arrival over a year ago, she has only  
797 been fed dead food items (squid and fish). photo © Dr. Ingrid N. Visser, June 2011.

798  
799  
800 These issues all need to be urgently addressed, with the pivotal factor being that she is  
801 moved, not to another captive orca facility, but rather to a semi-natural sea-pen. “...captive  
802 animals live in barren environments that give them very little opportunity to engage actively  
803 with meeting the needs of their own life.” (Špinka & Wemelsfelder, 2011). By moving  
804 Morgan to the proposed *Deltapark Neeltje Jans* (or similar) location, not only would a larger  
805 environment be provided, but one that is physically (and therefore mentally) stimulating  
806 and one that would be more humane.

807  
808  
809 ***Semi-natural Sea-Pen, Rehabilitation, Release***

810 Our suggestion, which we continue to endorse, is outlined in the Free Morgan Release Plan;  
811 *i.e.*, that Morgan is immediately moved to a sea-pen, such as that proposed at *Deltapark*  
812 *Neeltje Jans* in anticipation of rehabilitation and release. Such a facility will provide  
813 opportunities for her mental and physical well being to be addressed and meanwhile

814 rehabilitation can begin. The issues outlined above (lack of mental stimulation, lack of  
815 physical fitness) can be rectified easily within such a facility.

816  
817 The exception would be interactions with other cetaceans. However, it is hoped that the ‘at  
818 sea swims’ Morgan will be trained for (*i.e.*, she will be trained to accompany a specific boat  
819 and will be guided out to sea on a daily basis, with the durations of the ‘at sea swims’  
820 increased as her ability allows), will provide her, not only with increased physical fitness  
821 and mental stimulation, but also with opportunities for foraging as well as encounters with  
822 other cetaceans and ultimately return to freedom with other orca.

823  
824 If the true goal of capturing Morgan was to give her the opportunity of a good and  
825 meaningful life, then keeping her in the current facility, or transferring her to another  
826 captive orca facility, where she will be subjected to the daily deeming round of tricks in  
827 return for her food and/or be forced into a breeding program, is not appropriate.


828  
829 Therefore the only course to now be taken is to, at the very least, **attempt** to rehabilitate  
830 Morgan and release her into the wild. Although arguments could be made that there are  
831 risks associated with such an attempt, common sense shows that successful precedents  
832 have been set in the past. Perhaps more relevantly, in the case of Morgan, contingency  
833 plans have been outlined (see Free Morgan Release Plan for more details). However, it  
834 must also be kept in mind that there are risks associated with moving Morgan to a captive  
835 orca facility.

836  
837 The Protocol for the protection and  
838 welfare of animals (Treaty of  
839 Amsterdam, Amending the Treaty on  
840 European Union, the Treaties  
841 establishing the European Communities  
842 and Related Acts *Official Journal C 340*,  
843 *10 November 1997*)  
844 States the following;  
845 “...ensure improved protection and  
846 respect for the welfare of animals as  
847 sentient beings”

848  
849  
850 Figure 21. Morgan orientating onto her  
851 side to attract the attention of members  
852 of the public.

853 photo © Dr. Ingrid N. Visser, June 2011

854





855 **Why transferring Morgan to a facility holding other captive orca**  
856 **is inappropriate.**  
857

858 Importantly, as background information, it should be noted that there are a number of  
859 underlying factors that may not be immediately apparent to those who are unfamiliar with  
860 the captive orca industry. A very poignant and comprehensive report was compiled by  
861 Williams (2001), entitled “*Captive orcas. “Dying to entertain you”. The full story.*” The  
862 report was prepared for the Whale and Dolphin Conservation Society, a well respected and  
863 international educational and conservation group pertaining specifically to cetaceans.  
864

865 To provide a better understanding of the full scope of the situation for which Morgan has  
866 been currently slated (*i.e.*, transfer to another facility holding captive orca) the Williams  
867 (2001) report is a **must-read and no decision regarding Morgan’s welfare should be**  
868 **conducted without prior analysis of it.**  
869

870 Herein, we present details that either are new since the William’s report, or that will help  
871 to clarify the situation and also point out issues pertaining to Morgan in particular.  
872

873 ***Captive Orca Information***

874 1. LIMITED BREEDING FEMALES.

875 There are limited breeding females available within the captive orca population and  
876 of those, many are either from the same breeding stock (*e.g.*, Icelandic, Southern  
877 Resident, Japanese) or are actually closely related. Although artificial insemination  
878 has been relatively successful to try and avoid in-breeding, the addition of a female  
879 (*e.g.*, Morgan) who is presumably from different genetic stock (to those already held  
880 in captivity) is paramount to the breeding programs within these facilities. She  
881 would provide much-needed ‘new blood’ to prevent a population (or genetic)  
882 bottleneck in the captive orca population.

883 Given that it is highly likely that Morgan will also be forced into a breeding  
884 program it should be noted that female orca in captivity give birth at a much  
885 younger age than in the wild (and therefore she would be exposed to the associated  
886 risks) and that there is a low survival rate of captive offspring (see below for  
887 details). To graphically illustrate the types of issues breeding programs of orca in  
888 captivity have, one male orca (known as ‘Taku’) produced a calf (‘Nalani’) with his  
889 mother (‘Kalina’), (Jett & Ventre, 2011).

890 Marine mammal captive facilities typically portray breeding as indicating  
891 that the animals are ‘happy’, ‘content’ and ‘healthy’, however it is a strong biological  
892 function of any animal to procreate. The analogy could be given in that humans in  
893 extreme conditions of physical degradation and mental stress such as is often found  
894 in refugee camps, are still known to conceive and give birth, despite undesirable  
895 conditions (*e.g.*, Shrimpton et al. 2009).  
896

897  
898 2. TRANSFER BETWEEN FACILITIES.

899 Within the captive orca population, individuals are occasionally transferred  
900 between facilities – as ‘on loan’ and/or ‘breeding stock’. Therefore, subsequent to  
901 any initial transfer of Morgan it is entirely possible that she will subsequently be  
902 moved to yet another facility(ies).  
903

904 For instance, one female orca was captured in the wild in Iceland (and  
905 following standard practises, presumably held in a facility in Iceland until transport  
was arranged) then shipped to Windsor Safari Park, London, UK. After that date she

906 was transported to Sea World of Florida, Orlando, USA and then she was moved to  
907 Sea World of Ohio, Aurora, USA (Kastelein et al., 2000).

908 Another female, born into captivity at *SeaWorld*, Florida, USA was moved to  
909 Ohio (SAA) on February 12, 1990. She was then transferred from Ohio to California  
910 (USA) on October 13, 1990. She was next transferred from California to Texas  
911 (USA) on May 30, 1991. Her next transfer was from Texas to Florida on October 29,  
912 1994 resulting in transfers in as many years (Jett & Ventre, 2011).

913 It is of particular note that the *Dolfinarium Harderwijk* has facilitated transfer  
914 of orca to other facilities before – a female for ‘breeding loan’ (Kastelein & Vaughan  
915 1989; PBS Frontline<sup>[1]</sup>), which also resulted in the *Dolfinarium Harderwijk* receiving  
916 two other cetaceans as ‘trade’ for the female orca. Additionally, other orca were  
917 apparently ‘laundered’ through the Netherlands, which were taken from the wild in  
918 Iceland, installed in the *Dolfinarium Harderwijk* for a limited time-frame and then  
919 transferred to a facility in the USA, as USA law did not permit orca to be captured  
920 from the wild<sup>[2]</sup>.

921 Such transfers can be extremely stressful for the animals and injuries have  
922 been noted, whereby, for example stress, exertion or capture can cause spinal  
923 malformations (*e.g.*, see Berghan & Visser 2000). Such malformations are known as  
924 exertional rhabdomyolysis and are considered ‘a potentially fatal condition  
925 associated with the capture or transportation of wildlife’ (Colgrove, 1978).

926  
927

### 928 3. REDUCED LIFE-SPAN IN CAPTIVITY, COMPARED TO WILD (& solitary confinement).

929 Although disputed vehemently by the captive orca industry, the life span of  
930 orca in captivity is unequivocally and substantially reduced, compared to their life  
931 span in the wild. Annual mortality rates of 4–6% in captivity, compared with 2–3%  
932 in the wild result in an expected lifespan of half to two-thirds of that occurring in  
933 the wild (Mason, 2010). Woodley et al., (1997) calculated an annual survival rate  
934 for captive orca and found that it was significantly lower than that for wild orca,  
935 although they state that their results are tentative due to the lack of data. Tellingly  
936 they also state the following; “*Although survivorship is germane to the controversy*  
937 *over the capture and maintenance of cetaceans in captivity, unequivocal conclusions*  
938 *regarding the relative survival rates of capture of captive and free-ranging cetaceans*  
939 *will not end the debate, given that it is largely an ethical, rather than scientific,*  
940 *conflict.”*

941 The following ages are cited in published manuscripts, for wild orca; 59  
942 years for one female, (Amano et al. 2011); 50 years for both males and females  
943 (Trites & Pauly, 1998); 50–60 years (males), 80–90 years (females) (Ford, 2002);  
944 up to 90 years for females and 50 years for males (Hickie et al. 2007).

945 Yet limited data has been published on the ages and/or lifespans of captive  
946 orca. It is unclear why so little data is available, given the total access to the  
947 animals. However, the International Zoo Yearbook gives some data from 1990,  
948 where the maximum age of a captive orca is 28 years (Asper et al. 1990).  
949 Significantly the median survival age (as of 1990) is 21 years (sample size n = 39)  
950 (Asper et al. 1990, page 187, Table 3). Jett & Ventre (2011) calculated the mean  
951 duration of captivity (MDC) to be *less than nine years* – *i.e.*, orca die, on average, in  
952 less than nine years when held in captivity.

953 Life expectancy of cetaceans in captivity is often skewed when results are  
954 published. For example Small & DeMaster (1995), in their scientific paper entitled

---

<sup>1</sup> <http://www.pbs.org/wgbh/pages/frontline/shows/whales/seaworld/gudrun/>

<sup>2</sup> See documentary <http://www.omroep gelderland.nl/web/nieuwsartikel/253631/1977-jonge-orkas-naar-Dolfinarium-in-Harderwijk.htm>

955 “Survival of five species of captive marine mammals”, specifically exclude any  
956 animals in their calculations who fall within an ‘acclimatization period’ and explain  
957 this as follows “*The stress involved in the capture and transfer of wild marine*  
958 *mammals into captivity requires that an acclimation period be considered when*  
959 *estimating survival. In addition, the probability of mortality is relatively high for*  
960 *newborn animals in captivity, and this potential bias must be taken into consideration.*  
961 *For the results presented herein, we arbitrarily choose an acclimation period of 3 d,*  
962 *primarily to exclude stillborn deaths and mortalities resulting from complications at*  
963 *birth.” – therefore any animals who die during capture, immediately after capture or*  
964 *during (or immediately after) childbirth (including the newborn, whether alive or*  
965 *dead) are not included in their calculations – giving a false impression of survival*  
966 *rates of dolphins in captivity.*

967 In 2004 there were more than 45 orca in captivity worldwide, at 12 facilities.  
968 Of these, at least six individuals were the only orca at the facility listed (Lück &  
969 Jiang, 2007). Other individual orca within the remaining 39, should however,  
970 considered as ‘solitary’ individuals (although held within multi-animal parks) as  
971 they are kept in solitary confinement (*e.g.* Tillikum the male orca responsible for the  
972 death of a trainer in February 2010). Since the Lück & Jiang (2007) publication  
973 some individuals listed have died, whilst others have been born.

#### 974 975 976 4. RECENT DEATHS.

977 A roll-call of recent deaths (2004-2011, *i.e.*, data subsequent to the Lück & Jiang  
978 (2007) analysis) lists 20 individuals, the oldest of whom was estimated to be only  
979 28 years old and the youngest only three days. Of note is that appendix does not  
980 include still-born calves.

981 Ridgeway (1979) noted that captive female orca appear to have a higher rate of  
982 mortality than males. Within in North America, causes of death for captive orca  
983 (determined by necropsy) included mediastinal abscesses, pyometra, pneumonia,  
984 influenza, salmonellosis, nephritis, Chediak-Higashi syndrome, fungus infection,  
985 ruptured aorta, cerebral hemorrhage and a perforated post-pyloric ulcer (Ridgway,  
986 1979), drowning (& bacteria) (Griffin and Goldsberny, 1968; Klontz, 1970) as well  
987 as injuries as the result of aggression between orca (Jett & Ventre, 2011).  
988 Aggression is typically understated and often not reported to the media, however  
989 there are extensive lists available on the internet (*e.g.*, see Orca Aggression [3] for  
990 some examples).

#### 991 992 993 5. FINANCIAL & INTRINSIC VALUE.

994 Although there may not necessarily be a direct financial benefit to the *Dolfinarium*  
995 *Harderwijk* for the transfer of Morgan to another facility, such a transfer will almost  
996 certainly result in indirect, significant benefit(s) for the *Dolfinarium Harderwijk*. In  
997 the past, as noted above, the *Dolfinarium Harderwijk* received two other cetaceans  
998 as ‘trade’ for a female orca (PBS Frontline[4]).

999 We are aware that it is not the role of this report to speculate what these  
1000 benefit(s) may be, but it is imperative that the Governing body that decides the  
1001 outcome of Morgan’s fate is aware of such implications and how they will (directly  
1002 or indirectly) influence the *Dolfinarium Harderwijk’s* position.

---

<sup>3</sup> [http://webpace.webring.com/people/sl/little\\_orca/OrcaAgression.html](http://webpace.webring.com/people/sl/little_orca/OrcaAgression.html)

<sup>4</sup> <http://www.pbs.org/wgbh/pages/frontline/shows/whales/seaworld/gudrun/>

1003 Furthermore, facilities which hold captive orca are businesses, with an  
1004 incredibly strong fiscal interest in the animals. Vancouver Aquarium, Canada,  
1005 indicated total revenues of almost \$US 11.2 million and the theme parks of  
1006 Anheuser Busch (which include Sea World) generated revenue of \$US 1.1 billion in  
1007 2005 (Lück & Jiang, 2007, and references therein).

1008 Any orca in captivity is naturally worth a lot of money (although we could  
1009 not establish the exact fiscal value of an orca, despite contacting facilities such as  
1010 *SeaWorld*, USA – who declined to supply this information based on ‘privacy’ and  
1011 ‘corporate sensitivity’ reasons). However, we did locate a newspaper article<sup>5</sup> (26  
1012 February, 2010) that cites an orca to be valued at upwards of US\$10 million. This  
1013 same article contains the following quote "*SeaWorld operations are built around  
1014 Shamu [a named orca] and the orca. So quantitatively they mean literally hundreds of  
1015 millions of dollars to that company...*" said Dennis Spiegel, president of International  
1016 Theme Park Services, a consulting firm. Therefore, they have a vested interest in  
1017 such animals and stand to make a substantial financial gain from holding them.

1018 To illustrate such a point, the authors have been informed (from a source  
1019 who wished to remain anonymous), that the number of visitors at the *Dolfinarium  
1020 Harderwijk* has increased by 20,000 specifically during the period that Morgan has  
1021 been held (*i.e.*, in one year). Whilst we observed Morgan during the four days in  
1022 June 2011, we estimated that more than 300 people per day came to view her whilst  
1023 they were at the *Dolfinarium Harderwijk*, some of which told us directly that they  
1024 had come specifically to see Morgan. "*For visitors attending facilities where marine  
1025 mammals are kept, orca are the most popular species among visitors. .... and it is  
1026 indeed not uncommon that more than 500 visitors attend each of the several daily  
1027 shows at marine parks*" (Wright & Kelsey, 1990 as cited in Lück & Jiang, 2007.).  
1028  
1029

1030 With these five aspects in mind, there is an obvious conflict of interest in the *Dolfinarium  
1031 Harderwijk* commissioning the report on Morgans suitability for release, as they have clear  
1032 incentives to keep Morgan with the captive orca population.  
1033

1034 Without such aspects in mind it might be unclear, with the *Dolfinarium Harderwijk's*  
1035 commendable work in rehabilitation and release work of other cetaceans (notably harbour  
1036 porpoises), why they should be so adverse to a similar program involving Morgan. It could  
1037 also be unexplainable in light of the cooperative nature under which the Free Morgan  
1038 Rehabilitation and Release Plan was prepared and that this Plan was presented to the  
1039 *Dolfinarium Harderwijk*. However, perhaps the five aspects outlined above establish the  
1040 reasoning for the apparent different motives, with regards to this individual animal.  
1041

1042 Notwithstanding all of these points, by even *attempting* to rehabilitate and release Morgan  
1043 a precedent will be set regarding orca in need of help, which may have long-term and far  
1044 reaching detrimental implications to the captivity industry (*i.e.*, if the release of Morgan is  
1045 attempted, or furthermore actually successful, other orca in need of help may be  
1046 considered for release). Conversely, if Morgan is condemned to a life in captivity without  
1047 an attempt at rehabilitation and release a precedent will be set for any orca, which may  
1048 require help, to be automatically institutionalised into captivity.  
1049  
1050

---

<sup>5</sup> [http://www.nctimes.com/news/national/article\\_c45d0f5e-825e-5deb-9065-dbe4edbb82b5.html#ixzz1RFiz1Aty](http://www.nctimes.com/news/national/article_c45d0f5e-825e-5deb-9065-dbe4edbb82b5.html#ixzz1RFiz1Aty)

1051 ***Orca in Captivity; Education versus Entertainment***

1052 Today, many zoos and aquariums claim that their primary function is to conserve species  
1053 and educate people about conservation and threatened species. Zoos no longer want to be  
1054 menageries, but instead show animals in enclosures resembling their natural habitats. Yet  
1055 little is taught about natural behaviours, ecology, demographics or population distribution  
1056 at marine parks and oceanaria (Rose & Farinato, 1995).

1057  
1058 For visitors to marine parks, entertainment is the prevalent motivation for attendance  
1059 (Wright & Kelsey, 1990). In Western society, the word 'entertainment' is closely associated  
1060 with recreation, whilst 'education' with work or school environments.

1061  
1062 Typically the information portrayed by a facility holding captive orca is 'sanitized' and staff  
1063 are prompted with the facilities appropriate responses (*e.g.*, see Jeff & Ventre, 2011). The  
1064 information becomes an exercise in public relations, rather than public education.

1065  
1066 Dr. Lori Marino states<sup>[6]</sup> that "*.....the educational claims made by the captivity industry have*  
1067 *absolutely no foundation. There's no compelling evidence, at all, that visiting dolphin shows*  
1068 *and seeing dolphin and whale displays is educational. I've done a lot of research in this area*  
1069 *and I've published peer-reviewed papers that show this so-called "educational claim" is not*  
1070 *supported by any evidence. .... In addition, I've done a lot of research on the information on*  
1071 *AZA [Association of Zoos & Aquariums] websites, or websites of AZA facilities, and a lot of the*  
1072 *information is factually incorrect. So I would ask you, how can it be educational if it is*  
1073 *wrong? **The public should not confuse entertainment with education.**" [our emphasis].*

1074  
1075 Most notably in the context of this report, are the messages being delivering regarding  
1076 Morgan. For instance, although aimed primarily at children and ingeniously camouflaged  
1077 as if written by Morgan herself, messages appear in both a 'blog' and a 'facebook' type page  
1078 about Morgan. Often rhetoric in nature, they also mislead the public with false information.  
1079 The comments are strongly-biased towards pro-captivity.

1080  
1081 Extracts from these follow; (Original Dutch version: [www.vriendenvanmorgan.nl](http://www.vriendenvanmorgan.nl))  
1082 "Morgan, het vrolijke orka-kleutermeisje woont in het Dolfinarium in Harderwijk. Daar is ze liefdevol  
1083 opgevangen en wordt ze heel goed verzorgd. Ze wordt er zelfs voor een wisse dood behoed!  
1084 Als Vriend van Morgan voel je je begaan met haar wel en wee. Zo kunnen alle vrienden samen er aan  
1085 bijdragen dat Morgan een superleuk leven heeft.  
1086 Morgan is slim, ze verdient de vriendschap van **alle Nederlanders**. Ze mag beslist niet de angst hebben dat  
1087 sommige mensen haar gedwongen willen vrijlaten. Dat zou haar dood betekenen!"

1088  
1089 Translation (all by Hella Martens) from Friends of Morgan website blog:  
1090 Morgan, the happy orca toddler girl lives in the Dolphinarium in Harderwijk. There she is  
1091 lovingly accommodated and very well taken care of. She is even being protected from (a  
1092 certain?) death.

1093 As a friend of Morgan you feel concerned about her well-being. This way, all friends  
1094 together can contribute to Morgan having a super fun life.  
1095 Morgan is smart, she deserves the friendship of **all Dutch people**.  
1096 She should definitely not be scared that some people want to force her release. That would  
1097 mean her death!

1098 Translation (all by Hella Martens) Hyves (Dutch version of Facebook) posts.  
1099 15 May at 09:55

---

<sup>6</sup> <http://animal.discovery.com/tv/blood-dolphins/dolphins/opposition-dolphins-captivity.html>

1100 **Original:** “Morgan heeft de zon weer op haar hoofd en geniet van een heerlijke dag! Hoe kan het ook anders  
1101 met zo'n liefdevolle verzorging!”  
1102

1103 **Translation:** Morgan has the sun shining on her face again and is enjoying a wonderful  
1104 day! How can it be any different with such loving care!  
1105

1106 20 May at 08:59

1107 **Original:** “De zon schijnt weer heerlijk op mijn Orka bolletje. Heb het naar mijn zin!!!”  
1108

1109 **Translation:** The sun is shining nicely on my little Orca head again. I'm having a good  
1110 time!!!  
1111

1112 02 June at 10:27

1113 **Original:** “Hallo vrienden, ik zie dat er steeds meer mensen bijkomen en dat vind ik erg leuk!! Ook Bleker  
1114 steunt mijn verzorgers van het Dolfinarium! Gelukkig maar, anders zou ik misschien ergens in een zee  
1115 rondrijven en daar heb ik helemaal geen zin in! Vanmiddag zie ik weer allerlei mensen die ik dan nog eens  
1116 lekker nat kan spetteren!”  
1117

1118 **Translation:** Hello friends, I notice more people joining and I really like that. Also Bleker\*  
1119 is supporting my caretakers of the Dolfinarium! I'm happy about that, otherwise I would  
1120 be floating around somewhere in the ocean and I do not feel like that at all! This afternoon  
1121 I will be seeing lots of people again that I can splash.  
1122

1123 \* Bleker is the State Secretary for Economic Affairs, Agriculture and Innovation  
1124

1125 25 June 2011 at 13:54

1126 **Original:** “Hoor ik weer van die rare dingen! Schijnen ze in de tweede kamer vragen over mij te hebben  
1127 gesteld? Waarom ik nog in het Dolfinarium zit, hoe lang ik daar nog blijf, dat ik ergens anders naar toe moet!  
1128 Wat een onzin!”  
1129

1130 Zoals ik al eerder heb gezegd; met mij gaat het hier hartstikke goed. Laten ze nou in de Tweede Kamer echt  
1131 belangrijke zaken bespreken. Zoals het stopzetten van de subsidie aan theatergezelschappen bijvoorbeeld.  
1132 Dat is pas onrecht. Lieve mensen: mij wordt geen onrecht aangedaan. Ik zie mijn verzorgers iedere dag en ze  
1133 zijn ongelovelijk aardig en zorgzaam voor mij.”  
1134

1135 **Translation:** I'm hearing these weird things again. Apparently the “House of  
1136 Representatives” has been asking questions about me? Why I am still based at the  
1137 Dolfinarium, how much longer I will still be staying there, and that I should be moved  
1138 somewhere else! What a bunch of nonsense!  
1139

1140 As I have said before, I am doing perfectly well in here. Let the “House of Representatives”  
1141 start discussing more important things, such as cutting funds on theatre companies for  
1142 example. That is what I call injustice. Dear people: I'm not being mistreated (wronged?). I  
1143 see my caretakers every day and they are incredibly nice and caring to me.  
1144  
1145

### 1146 ***Captive Orca in the Context of Morgan***

1147 Given that it is highly likely that Morgan, if transferred to another facility holding captive  
1148 orca, will be forced into a breeding program, the following points should be noted;  
1149

- 1150 1. Female orca in captivity give birth at a much younger age than in the wild, *e.g.*, eight  
1151 years in captivity (Duffield et al. 1995) *cf.* wild populations (10-15 years, Amano et  
1152 al (2011); 11 years, Ford et al, 1994), 14.1-14.9 years, Olesiuk et al., 1990, 2005)  
1153 Therefore Morgan would be exposed to the risks associated with child-birth in a

1154 young mother. Orca have been known to die during the birthing process in  
1155 captivity, yet no such deaths have been recorded in the wild.  
1156

1157 2. There is a low survival rate of the offspring born into captive situations with many  
1158 fetuses still-born (*e.g.*, Kastelein et al. 2009). Small and DeMasters (1995) state:  
1159 “...the probability of mortality is relatively high for newborn animals in captivity”.  
1160

1161 3. Marine mammal captive facilities typically portray breeding as indicating that the  
1162 animals are ‘happy’, ‘content’ and ‘healthy’, however it is a strong and driving  
1163 biological function (of any animal) to procreate. The analogy could be given for  
1164 humans, where in the extreme conditions of physical degradation and mental stress  
1165 such as is often found in refugee camps, or those conditions to which rape victims  
1166 are subjected, females are still known to conceive and give birth (*e.g.*, Shrimpton et  
1167 al. 2009), despite undesirable mental and physical conditions.  
1168

1169 Recently the *Dolfinarium Harderwijk* has begun to use the term ‘*adoptive family*’ when  
1170 referring to moving Morgan to another facility which holds captive orca. Immediately, it  
1171 should be noted that the term ‘*adoptive family*’ is deliberately misleading. Orca currently  
1172 held captive in facilities around the world are not necessarily true families, as they are  
1173 human constructed pseudo-families (false families) which in reality are actually artificial  
1174 social groupings (Williams, 2001). The animals within these groups often share no  
1175 ancestral, cultural or communication similarities. These pseudo-families are manipulated  
1176 by humans, as it is they, not the orca, who decide whom will mate with whom and,  
1177 generally, this is done through artificial insemination. For this procedure the sperm is  
1178 collected manually from the male orca (human’s masturbate the male orca) and  
1179 thenceforth the sperm is manually inserted into the female orca (who is monitored daily  
1180 for her ‘cycle’). This manual insertion brings health risks to the female, through  
1181 introduction of bacteria into the reproductive system.  
1182

1183 It is false to presume that a captive pseudo-family to which Morgan was transferred into  
1184 would ‘adopt’ her. Rather, these orca would actually, in fact, be forced by physical  
1185 proximity to cohabitate with her. In the real sense of the ‘adoption’ process an individual  
1186 (or family) assumes the parenting for another and, in so doing, permanently transfers  
1187 all rights and responsibilities from the original parent(s). Neither event (parenting or  
1188 responsibility), will be performed by any pseudo-family of orca, rather it would only be the  
1189 human trainers who would care for and feed her.  
1190

1191 Therefore, it is obvious this terminology has been instigated by the *Dolfinarium Harderwijk*  
1192 to portray a positive impression of transferring Morgan to another captive facility which  
1193 houses orca. Unfortunately the obvious alternative of offering Morgan the chance of  
1194 rehabilitation and release to meet with a wild orca group has gone unheeded by the  
1195 *Dolfinarium Harderwijk*. In such a situation, the possibility of true ‘adoption’ could  
1196 eventuate. There have been various sightings of orca in the North Sea, the section of the  
1197 Atlantic Ocean between Great Britain and Scandinavia, since Morgan’s capture (*i.e.*, in the  
1198 last year)<sup>[7]</sup>, yet to our knowledge there were no attempts made to collect DNA from these  
1199 animals to try and establish if they were in any way related to Morgan.  
1200

1201 Additionally, it is significant and meaningful to understand that within captive orca  
1202 populations there is often a very rigid, strongly maintained and well-established hierarchy.

---

<sup>7</sup> [http://www.expatica.com/nl/news/dutch-news/rare-sighting-of-orcas-in-north-sea\\_143357.html](http://www.expatica.com/nl/news/dutch-news/rare-sighting-of-orcas-in-north-sea_143357.html)

1203 There are many instances where captive orca have rejected ‘newcomers’ forced into their  
1204 groups by ‘transfers’ such as the one suggested for Morgan. These rejections have included  
1205 physical altercations, which have resulted in the injury and/or deaths of individual orca.  
1206 Although often glossed over by the captive industry (due to obvious bad implications of  
1207 injury and/or death), there is nonetheless a very real risk for Morgan, should she be  
1208 transferred to a captive orca population that has no control over the situation forced on  
1209 them.

1210  
1211

### 1212 ***Captive Orca Facilities***

1213 Notwithstanding all the relevant points above, it is of no less significance to keep in mind  
1214 that NO captive orca facility in the world has;

1215

1216 1. A holding, or display, or performance tank which begins to approximate that of a  
1217 natural (or even semi-natural) environment. In contrast the tanks are usually straight  
1218 walled and flat bottomed to aid in cleaning (although some have various levels and  
1219 depths). These underwater man-made ‘boxes’ produce acoustic reverberation  
1220 environments and the animals quickly learn all features of and, within, the tank. The  
1221 orca, which in the wild would generally vocalize and echolocate extensively, no longer  
1222 utilize these senses. The echoes may irritate the animals or it may simply be a fact that  
1223 complete and total familiarity of the tank leads to an almost total extinguishing of their  
1224 use. Additionally, orca in captivity typically swim around with their eyes closed  
1225 (authors personal observations).

1226

1227 2. Sufficient space to allow even limited exodus. Individual orca are known to travel  
1228 large distances in the wild (*e.g.*, 2,660 km, Goley & Straley (1994); 4,435 km, Dahlheim  
1229 et al. (2008); with one well marked individual travelling over a minimum distance of  
1230 15,600 km in six years, Visser (1999)). Additionally individual orca are known to  
1231 travel substantial distances within short timeframes (*e.g.*, 71.8 km in 24 hours (the  
1232 orca known as ‘Keiko’, from *Free Willy*), Simon et al. (2009); 124 km in 17 hours, Lowry  
1233 et al. (1987); 111 km in 24 hr, Visser (1999); 160 km in 24 hr, Baird (2000); 3,267 km  
1234 within 77 days, Dahlheim et al. (2008).

1235

1236 One orca from the Norwegian population, which Morgan is purported to be from, is  
1237 known to have travelled 700 km from it’s previous sighting a year earlier (Lyrholm,  
1238 1988). Of course, Morgan herself, has apparently travelled from the Norway region into  
1239 the Wadden Sea, a distance (depending on exact locations used for measurement) of  
1240 approximately 1,200 km.

1241

1242 Such movements by wild orca should be taken into consideration in respect of  
1243 transferring Morgan to another captive orca facility, as the largest captive orca tank in  
1244 the world is only 22.9m x 51.8m (this being the largest pool in a seven-pool complex).  
1245 It is maintained at *SeaWorld*, Orlando, Florida, USA and although may at first appear  
1246 ‘large’, it actually houses seven orca. Currently, in terms of world-wide statistics,  
1247 Morgan is the orca held in the smallest tank (*i.e.*, 7.72 x 20.42m). The next smallest is  
1248 held in an only slightly larger tank of only 10.7m x 24.4m, (a lone adult female orca,  
1249 held at Miami Seaquarium, Florida, USA). **In contrast the proposed site of Deltapark  
Neeltje Jans has an area of 252m x 300m that can be netted off and used for the  
rehabilitation of Morgan.**

1250

1251 It must also be kept in mind that “... *infighting amongst captive orcas is exacerbated*  
1252 *by virtue of having no place to run, as confinement fails to provide spatial escape options*  
1253 *that natural settings offer. As a result, social strife is common in captivity, including*  
*aggression, in which whales are cut, raked, and rammed, usually by members higher on*



1254 *the social ladder. In one particularly brutal example, Kandu V, a female orca at Sea World*  
1255 *of California (SWC), bled to death after 11.9 years (4332 days) in captivity when an artery*  
1256 *was severed at the upper jaw. The wound was self-inflicted as she collided with another*  
1257 *whale in a display of dominance. Over the next 45 minutes, and in view of the public, she*  
1258 *slowly bled out, spouting blood from her blowhole until she died.” (Jett & Ventre, 2011).*  
1259

1260 3. Provides water of sufficient depth to allow the animals to experience their  
1261 natural diving capabilities. Orca are known to be able to dive to at least 264 m (Baird et  
1262 al. 2005), but it is highly likely that they can dive much deeper. Diving to depth is not  
1263 restricted to older animals, as a three year old male orca has been recorded diving to  
1264 148 m and a three year old female to 135 m (Baird et al. 2005). The maximum depth of  
1265 any captive orca facility tank in the world, is 10.4m (found in the show pool at  
1266 *SeaWorld*, Orlando, Florida, USA). The minimum depth (not including the current  
1267 facility Morgan is held in, at less than 3m) is similar for two facilities holding orca; one  
1268 the at the Miami Seaquarium, USA (the center portion of the tank at 6.1m, sloping up to  
1269 3.7m along the edges) and the other at Mundo Marino, Argentina (6 m, with a ledge  
1270 around the side of the tank at less than 1m). **In contrast the proposed site of**  
1271 **Deltapark Neeltje Jans has an area which has an average water depth of ~ 5 m at**  
1272 **low tide, and ~ 10 meters at high tide.**

1273 Orca in captivity are known to languish at the surface and may get sunburnt (*e.g.*,  
1274 Jett & Ventre, 2011) or be exposed to mosquitos and the pathogens they carry which  
1275 can result in death (*e.g.*, Buck, et al., 1993). Of note is that Morgan’s tank provides  
1276 abosolutely no shade from the sun and the potentially harmful UV rays. The water  
1277 clarity and the extreme shallow nature of the tank prevents Morgan from even  
1278 submerging to a depth where she could potentially be protected.  
1279

1280  
1281 Furthermore, as far as we are aware, only two facilities (Marineland Antibes, France & Loro  
1282 Parque, Spain) currently provides natural sea water for the orca (a third, at Taiji, Japan  
1283 kept a lone orca in a small cove for over 24 years, but shortly after transferring her to a  
1284 ‘standard’ facility she died). At all other facilities the water is treated through various  
1285 chemical processes such as chlorination. Chlorination is a widely used method within the  
1286 captive marine mammal industry for disinfecting water that cetaceans are held in. It uses a  
1287 chemical process that oxidizes (and therefore, kills) 99.9% of bacteria in the water. “Free”  
1288 chlorine is typically kept around 0.6 parts per million in the water. Whilst it is an effective  
1289 way of limiting bacteria in the water, it can also irritate the eyes and skin of the animals  
1290 living in it, especially if rising above 1 part per million.  
1291

1292 Although most cetaceans can tolerate the lower levels of chlorine in the water for extended  
1293 periods, however, since it creates (in the ideal circumstance) a sterile environment, this  
1294 can generally lead to weakened immune systems in these animals. Naturally a weakened  
1295 immune system makes them more susceptible to bacterial infections. If the delicate  
1296 balance of water chlorination becomes unbalanced (*e.g.*, too much or too little free  
1297 chlorine), or the animals are introduced to new bacteria through other means (*e.g.*, through  
1298 human contact, contaminated food, etc) the animals are particularly susceptible. One of the  
1299 authors (Hardie), whilst working at a captive cetacean facility observed first hand such  
1300 issues with dolphins (*Turisops truncatus*), resulting in the death of at least one dolphin.  
1301

1302 Cetaceans are extremely sensitive to certain land-borne bacteria, such as erysipelas (an  
1303 acute streptococcus bacterial infection of the deep epidermis with lymphatic spread),  
1304 which is often fatal. This bacteria is extremely common in livestock and pinnipeds and can

1305 therefore be spread to cetaceans. Chlorination of the water attempts to control this and  
1306 other potential bacteria. There are also other factors involved in managing chlorine in  
1307 large “closed-loop” / recirculating (*i.e.*, tank) filtration systems, such as dealing with  
1308 “combined chlorine” (chlorine that has reacted with an organic contaminates) in the water,  
1309 which are outside of the scope of this document.

1310  
1311 As far as we are aware, no captive orca facility allows any orca to capture their own food.  
1312 All food provided to orca is dead, yet in the wild they are carnivores who do not scavenge.  
1313 The volume of food as well as the type of food, is strictly controlled by the  
1314 trainers/veterinarians/owners, *e.g.*, captive orca are fed herring *cf* to perhaps their natural  
1315 diet of salmon or seal). We are aware of the health implications of overfeeding a captive  
1316 cetacean, yet there are no reports of over-weight cetaceans in the wild.

1317  
1318 Additionally, as far as we can ascertain, all facilities require their orca to ‘perform’ shows in  
1319 return for food. If the animals do not perform, they are given a reduced volume of food as  
1320 they have to ‘earn their keep’ by providing entertainment for the visitors.

1321  
1322 To our knowledge all captive orca facilities require the orca to perform shows that are  
1323 accompanied each and every time (in many case more than once daily) by excessively loud  
1324 music. Orca are known to be acoustically sensitive, yet are subjected to, and can not avoid,  
1325 noise levels that may be debilitating and at the very least frustrating to them.

1326  
1327 Furthermore, captive orca facilities are typically established to provide maximum viewing  
1328 potential for the human visitors. Therefore the tanks are characteristically painted a  
1329 vibrant blue, which reflects light. This induces the captive orca, with their sensitive eyes, to  
1330 classically swim with their eyes shut. Pointedly missing are any references to the ‘wild’  
1331 world of the open ocean – there are no ‘seascapes’ painted on the walls, no fish, turtles or  
1332 other sealife depicted, just bare blue walls.

1333  
1334 Not only are the tanks blue, but they are usually built with underwater viewing windows,  
1335 limiting the locations to few (if any) areas where the orca can avoid inspection by humans.  
1336 More significantly, commonly there is no area where an individual orca can escape  
1337 unwanted attentions of conspecifics or trainers. Although most facilities have multiple  
1338 interconnected tanks and tout that these are freely available to the animals, in reality these  
1339 areas are usually gated off and access is strictly controlled. The main ‘show tank’ is  
1340 generally off-limits during extended periods of time during the day and in many facilities  
1341 the animals are ‘housed’ in small confined tanks overnight. Many are kept in solitary  
1342 confinement for extended periods of their lives, despite other orca being held at the same  
1343 facility.

1344  
1345 Although it can be argued that captive animals are ‘well provided for’ and do not have to  
1346 deal with the everyday challenges or stress such as avoiding predators or the weather or  
1347 finding food, substantial scientific evidence is accumulating that ‘well provided for’ is not  
1348 enough to produce a life that is fitting for a sentient being (*e.g.*, see Špinka & Wemelsfelder,  
1349 2011 and references therein). Rather, the alternative, *i.e.*, to provide challenges for these  
1350 animals, is imperative. Such challenges are what motivates an animal to have positive  
1351 mental and physical stimulation and engage actively with the environment. Significantly, a  
1352 range of captive animals has been tested and they all show a preference for such  
1353 engagement (*e.g.*, see Harlow, 1950, Langbein et al. 2009; Wood-Gush and Vestergaard,  
1354 1991). Captive orca are not provided with such an opportunity to actively engage with  
1355 challenges.

1356

1357 No humane zoological parks, safari parks or any other similar captive animal situation in  
1358 the Western world are legally permitted to keep animals in stark and deprived situations  
1359 such as those found in captive orca facilities. Reasonably, these other types of captive  
1360 animal facilities are now expected, and in most countries legally mandated, to provide  
1361 minimum standards which far outweigh those found in 'dolphinariums' such as those  
1362 where orca are held captive. These standards include, but are not limited to 'natural-like'  
1363 or 'semi-natural' enclosures with enhanced environmental enrichment, such as vegetation,  
1364 varied feeding times, natural food, varied food, areas to avoid contact, cohesive social  
1365 groups, large enclosures and enclosures with dynamic features such as a stream, trees,  
1366 rocks etc. Yet the stark, empty 'blue box' scenario is the only type of facility which the  
1367 *Dolfinarium Harderwijk* wishes Morgan to be transferred to.  
1368

1369 It is entirely possible that the transfer of Morgan will be suggested as appropriate under  
1370 the auspices of promoting 'education' and 'conservation'. However, the Governing body  
1371 who will decide the fate of Morgan should consider the recent report by Marino et al.  
1372 (2010) which sharply called into question the validity of a study (conducted by the  
1373 American Zoo and Aquarium Association). Modern-day zoos and aquariums market  
1374 themselves as places of education and conservation, yet Marino et al. (2010) concluded  
1375 that there remains no compelling evidence for the claim that such institutions promote  
1376 attitude change, education, or interest in conservation in visitors. Likewise, the capture of  
1377 Morgan and her subsequent confinement in captivity does nothing towards conservation  
1378 and has extremely limited (if any) educational value.  
1379

1380 *Therefore, although the Dolfinarium Harderwijk has suggested that*  
1381 *Morgan be transferred to a facility holding other captive orca, the authors*  
1382 *and the other members of the Free Morgan Expert Board, **strongly***  
1383 *recommend that this is not a suitable solution. This is especially true in*  
1384 *light of the very real feasibility of Morgan being rehabilitated and released*  
1385 *into the wild to join other free ranging orca.*  
1386



1387  
1388 Figure 22. Morgan attempting to gain visual attention at the only 'clear' panel as the last visitors  
1389 leave for the day. photo © Dr. Ingrid N. Visser, June 2011.  
1390

## Clarification of Points regarding the Suitability of Morgan for Rehabilitation and Release.

Points have been raised about the suitability of Morgan with respect to rehabilitated and eventual release back into the wild. These points and their counter opinions are outlined in the following section.

- *Morgan is not able to ‘cope’ with a return to the wild.*

As indicated above, we strongly believe that Morgan is a prime candidate for rehabilitation and release. She appears alert, highly motivated and although not physically fit, in good physical health.

Again, it should be noted that the *Dolfinarium Harderwijk* is to be commended in their role. Additionally, it should be pointed out that the *Dolfinarium Harderwijk* was not excluded from the Free Morgan Expert Board rehabilitation and release plan, but rather encouraged to remain involved and we reiterate that we would welcome their expertise to facilitate the rehabilitation and release of Morgan.

For full details of the Release and Rehabilitation Plan (henceforth referred to as ‘The Plan’) please see [www.freemorgan.nl](http://www.freemorgan.nl), but for clarification we outline the salient points here.

The Plan included a number of phases, each with contingency plans. It incorporated a ‘soft-release’ where Morgan would first be moved to a sea-pen (*i.e.*, natural sea water instead of the chlorinated water she is currently held in) and care for her would continue. Her care would be extended dramatically to include significantly more mental stimulation.

The process of rehabilitation would also, should her health allow, involve taking Morgan out into the open sea to increase her fitness and reacquaint her with the area from which she was captured. During all this time she would be provided with food whilst she continued to readapt to the wild (somewhat like a ‘half-way house’ for people who are in the process of reintegrating into society).

The Plan called for Morgan to be taught to forage for live fish, dive for extended periods and to increase her physical fitness. She would then be taught to disassociate her “artificial feeding conditioning” behaviour from feeding (a common description of this would be the familiar term ‘begging’). This begging behaviour was instigated by the trainers at *Dolfinarium Harderwijk* whilst she was held in captivity. It is a classical behaviour for captive orca, but is never seen in the wild.



Figure 23. Morgan exhibiting “artificial feeding conditioning” behaviour, commonly known as ‘begging’ (photo is blurry as it is taken through an opaque panel). photo © Dr. Ingrid N. Visser, June 2011.

1442 All these processes are standard techniques for rehabilitating cetaceans for their return to  
1443 the wild and although they may take time, they are all feasible and we cannot emphasise  
1444 enough what a prime candidate Morgan is to undergo such training.  
1445

1446 **SPECIAL NOTE:** Should it become necessary, Morgan can be cared for long-term (or  
1447 indefinitely) in such a semi-natural facility. Although *DeltaPark Neeltje Jans* is currently  
1448 proposed as the sea-pen site, if this option was not appropriate for long-term care,  
1449 alternative facilities could be investigated. Although long-term care in a sea-pen is not an  
1450 ideal situation, from the point of view of ultimate rehabilitation and release back into the  
1451 wild, it is **far** superior to her confinement in the small concrete tank, with chlorinated  
1452 water, she is currently held in and is also far superior to any other captive orca facility.  
1453  
1454

- 1455 • ***We don't know Morgans family and therefore we can't find her***  
1456 ***family, hence she can't be returned to the wild.***  
1457

1458 Despite efforts by the *Dolfinarium Harderwijk* and researchers at St. Andrews University,  
1459 by investigating Morgan's DNA and comparing it to other individuals in the North East  
1460 Atlantic orca population, it is not known exactly which group Morgan eventuated from.  
1461

1462 Without this knowledge, therefore, it is unknown if her family group is still alive. If alive,  
1463 their approximate location cannot be established. These are all arguments used against  
1464 her rehabilitation and release. It cannot be emphasised enough that as very little is known  
1465 about the social structure of the North East Atlantic orca population.  
1466

1467 Orca have been stranded on the Netherlands coast before (26 individuals between the  
1468 years 1783-1995, four of which were immature females) (Kompanje,1995). Additionally,  
1469 in 1832 an orca of unknown sex was sighted in the Wadden Sea and killed  
1470 (Kompanje,1995). Although orca sightings and strandings are not historically frequent  
1471 along the Netherlands coast, more recently sightings have been increasing in number (see  
1472 above) and it cannot be ruled out that these individuals are part of Morgans family.  
1473

1474 Appropriately, great importance is often placed on finding the family or home range of  
1475 rehabilitated animals (of all species) that are returned to the wild. The advantage for the  
1476 animal(s) is wide-ranging and can have many spin-offs to assist them in their return to a  
1477 wild state. This includes the social support and local knowledge (such as places to find  
1478 food).  
1479

1480 Orca are well known for their strong social networks, with some populations having such  
1481 strong bonds that individuals only join a group by being born into it and only leave by  
1482 dying, whilst others have more of a fluid society with long-term and semi-long term bonds  
1483 formed.  
1484

1485 Fundamental to the argument revolving around Morgans 'requirement' locating her family  
1486 before she can be released, are the studies done on orca in the Pacific North West, making  
1487 them among the best studied of cetacean species (Ford, 2002), (*e.g.*, see Baird, & Dill  
1488 (1995); Bigg, & Wolman (1975); Bigg, et al. (1987); Ford (1982); Ford, et al. (1994);  
1489 Olesiuk et al. (1990) for some of the many examples). These studies, which are among  
1490 some of the longest running studies of any cetacean population in the world, are well  
1491 respected and often used as the 'standard' for comparisons to other orca populations or as  
1492 models for orca research. They have demonstrated that there are at least some

1493 communities of orca that have social bonds which apparently preclude social acceptance of  
1494 any non-family members (*i.e.*, ‘strangers’ are not found in the groups, only family  
1495 members). For instance, the so-called “Resident” orca travel in long-term stable groups  
1496 comprised of several maternal lineages (Bigg et al. 1990).

1497  
1498 However, conversely, even within such regimented social structure there is evidence that  
1499 non-family members can be actively integrated. This is illustrated by a young mother orca  
1500 who had lost her calf and subsequently attempted, with the assistance of other members of  
1501 her family group, to remove a young calf from it’s biological mother (*i.e.*, to ‘kidnap’ the  
1502 orca calf from another family) (Dr. A. M van Ginneken, personal communication to Visser).

1503  
1504 Additionally, studies conducted on sympatric populations of orca (*i.e.*, orca who live in the  
1505 same area, at the same time, but are comprised of different populations) have shown  
1506 dispersal from family groups. Among the so-called ‘Transient’ orca, all female offspring  
1507 and all but one male offspring seem to disperse from their maternal groups (social  
1508 dispersal), but dispersing offspring continue to use their natal range (Baird 1994; Ford,  
1509 2002). One Norwegian orca has dispersed to various groups (Stenersen & Similä 2004).

1510  
1511 Likewise, studies in other areas of the world have shown that there are fluid fission-fusion  
1512 type groups of orca, where groups may remain stable for extended periods, but be joined  
1513 by other individuals (or individuals may leave) *e.g.*, New Zealand where an individual orca  
1514 may have at least 40 known ‘associates’ (Visser, 2000) and Argentina where group  
1515 composition may remain stable between seasons or may fluctuate within a single season (J.  
1516 M. Copello, Punta Norte Orca Research, personal communication to Visser).




Figure 24. An ‘association indices plot’ showing the degree to which individual orca within the New Zealand wild orca population mix.

The numbers represent individual orca and the thickness of the lines joining the individuals indicates the amount of time they have been observed together (whereby a thick line denotes more time than a thin line).

An absence of a line joining individuals indicates the animals have not been observed together. Figure extracted from Visser (2000).

1540  
1541 Such a fluid fission-fusion type society may be more the norm, rather than the regimented  
1542 ‘born-live-die’ integration represented by the ‘Resident’ orca of the Pacific North West.  
1543 Regardless of the social structure of the population which Morgan, if given the chance, may  
1544 integrate into, no young female orca has been released into an ‘unknown’ population and it

1545 is unclear how she or the other orca will react. This is why various contingency plans have  
1546 been proposed, including the ability to 'recall' Morgan to the sea-pen, if necessary.  
1547

1548 It should not be forgotten that Morgan is apparently from the Norwegian fish-eating orca  
1549 community (based on DNA analysis and supporting evidence from acoustical matching)<sup>[8]</sup>.  
1550 The social structure and occurrence of the Norwegian orca has been studied to some  
1551 degree (*e.g.*, see Bisther & Vongraven 1995; Ugarte, 2001, Similä, et al., 1996). Two of  
1552 these studies suggest that the "*groups seem to be social units based at least partly on stable*  
1553 *membership*". One study also noted that there was communal care of young, as well as  
1554 'alloparenting', where a non-biological adult takes over the role of the parent for varying  
1555 lengths of time (*i.e.*, 'babysitting') (Bisther & Vongraven 1995) which may bode well for  
1556 Morgan if she is given the opportunity to re-integrate into the population.  
1557

1558 With regards to finding Morgan's family, it should also be noted that Morgan will only be  
1559 released if she is physically fit. Despite arriving into the Wadden Sea in an emaciated and  
1560 dehydrated condition, she has been nursed back to remarkable health. The next step will  
1561 be to train her to peak fitness, where she could easily swim to Norway or surrounds. Wild  
1562 animals have been well-documented undertaking extensive and arduous journeys to return  
1563 to their family and/or their home range. Animals can move big distances to return home  
1564 (*e.g.*, Rogers 1988 and multiple examples on the internet<sup>9</sup>).  
1565

1566 Once within acoustical range of orca she may locate her family group, without our  
1567 assistance. Notwithstanding, she may purposely reject her family (as we do not know why  
1568 she was alone and she may have been rejected herself) and instead seek another  
1569 population or group of orca.  
1570

1571 Furthermore, as outlined in The Plan, it is possible for Morgan to lead a fulfilling life as a  
1572 'solitary' cetacean. She could choose not to socialise with others of her kind as has been  
1573 observed with some individual cetaceans for centuries (*e.g.*, see Table 1, in Goodwin &  
1574 Dodds (2008) where 91 individuals 'solitary' cetaceans were recorded between 109AD and  
1575 2008, three of which were orca. An additional two orca from New Zealand can be added to  
1576 this list (Visser, unpublished data). In Canada a solitary orca, who became the feature of a  
1577 documentary ("*Saving Luna*"), remained solitary for approximately five years (between  
1578 2001-2006, Goodwin & Dodds (2008) without feeding or husbandry from humans. He  
1579 remained highly motivated to interact with humans (personal observations, authors) as  
1580 well as other animals (*e.g.*, dogs). He may have remained solitary and continued to  
1581 independently feed himself, indefinitely, if he had not been killed by a boat strike. In the  
1582 Pacific Northwest lone orca are observed (Ford, 2002; Baird and Stacey, 1989).  
1583

1584 Alternatively, Morgan may seek the company of other cetaceans of different species (such  
1585 as the bottlenose dolphins she has been constantly orientating toward whilst at  
1586 *Dolfinarium Harderwijk*). Such mixed species groups are not uncommon and involve a  
1587 wide range of cetacean species (*e.g.*, see Psarakos & Herzing, et al. (2003); Herzing &  
1588 Johnson (1997); Baraff & Asmutis-Silvia (1998); Baird (1998); Jefferson et al. (2006) for  
1589 just a few examples). Orca are no exception to such mixed-species groupings, with records  
1590 existing for mixing (in a non-predatory manner) with at least 26 different species of  
1591 cetaceans (Jefferson et al 1991).

---

<sup>8</sup> "Research on Morgan by Project NAKID". [www.northatlantickillerwhales.com/index.asp?pageid=276423](http://www.northatlantickillerwhales.com/index.asp?pageid=276423)  
(accessed 24 June 2011).

<sup>9</sup> <http://animals.howstuffworks.com/pets/6-pets-that-traveled-long-distances-to-get-home.htm>

1592 If Morgan chooses either a life style accompanying another species, or a solitary one,  
1593 common sense dictates that this clearly should be her choice and that either option is  
1594 certainly better than the impoverished situation she is currently kept in, where her solitary  
1595 state is forced upon her, despite her repeated attempts to join the dolphins in the adjacent  
1596 tank.

1597  
1598 Unfortunately, the message that Morgan can only be released if her family are located first,  
1599 has been continually portrayed to the unsuspecting public as the main reason she cannot  
1600 be returned to the wild. For example, whilst both authors were at the *Dolfinarium*  
1601 *Harderwijk* the 'interpretive' staff standing in front of Morgan's tank (and verbally giving  
1602 out information about orca as well as Morgan), were heard a number of times to give  
1603 erroneous information and to be ill-informed about certain aspects (*e.g.*, that Morgan  
1604 required her family in order for her to be rehabilitated instead of the correct answer that  
1605 we just don't know if she requires her family or not in order for her survive in the wild).

1606



1607  
1608  
1609 Figure 25. Morgan attempting to gain access to bottlenose dolphins in an adjacent tank, indicating  
1610 that she still desires to seek out 'company', which bodes well for rehabilitation and release.

1611 photo © Dr. Ingrid N. Visser, June 2011.

1612  
1613 When questioned about the possibility of transferring Morgan to a sea-pen they replied  
1614 with '*I don't know about that*' (two different staff members on separate days, responded  
1615 with the same answer, suggesting they had previously been prompted to respond to such  
1616 probing questions in such a way). One staff member seemed genuinely interested in the  
1617 possibility of releasing Morgan and questioned the authors about conceivable options with  
1618 regards to the process. This also indicated to us that they had not received the information  
1619 which had been supplied to the *Dolfinarium Harderwijk* by the Free Morgan group and  
1620 were not aware that it was available to download at [www.freemorgan.nl](http://www.freemorgan.nl).

1621  
1622 Therefore, in summary, if an attempt is made to use the argument that Morgan cannot be,  
1623 at the very least, rehabilitated in a semi-natural sea-pen, or better yet rehabilitated and  
1624 subsequently released in the wild, all because her family can't be found, the argument  
1625 becomes indistinguishable from a direct attempt to sabotage any such rehabilitation and  
1626 release. This comment can be made because we know so little about the social structure of  
1627 the orca population which Morgan comes from and, furthermore we know little about how



1628 Morgan will react (*e.g.*, she may locate her family herself, or decide to remain with  
1629 dolphins) and she should, at the very least be given the opportunity to try.

1630  
1631

1632 • ***Morgan is too young to return to the wild.***

1633

1634 When first captured Morgan was 3.5 m and weighed 430 kg. As of June 2011 she has  
1635 apparently grown to 3.65 m and weighs 1,100 kg (details supplied by staff member of  
1636 *Dolfinarium Harderwijk* to authors on 21 June 2011).

1637

1638 It is not possible to establish her exact age, without removing a tooth (and this may also  
1639 provide inconclusive data as the teeth of young orca maintain rapid growth until the  
1640 animal is 4 or 5 years old, (Amano et al. 2011)), but estimates place her at between one to  
1641 four years of age when she was captured, based on her size. At birth, neonate (newly born)  
1642 orca are approximately 2-2.5 m long and weigh approximately 200 kg (Ford 2002),  
1643 therefore Morgan was well above the weight of a neonate (despite being severely  
1644 emaciated) as well as at least 1m longer.

1645

1646 Regardless of her age when first captured, she has now been in captivity for over one year,  
1647 therefore, by default she is one year older. This makes her at least two years old and she  
1648 may now be up to five years old. Young orca remain associated with their mother until she  
1649 produces her next calf (on average every 4–6 years, Olesiuk et al. (1990, 2005), or 3.85  
1650 years (Amano et al. 2011)).

1651

1652 The scientists who analysed Morgan's DNA and acoustic repertoire, have suggested that  
1653 Morgan was too young (when she was first captured), to be released. They stated that she  
1654 would still have been 'heavily dependent on milk'<sup>[1]</sup>, yet since the first day of her capture  
1655 she has not been fed milk. Although Morgan was initially rehydrated with a tube, she soon  
1656 began feeding and has since been taking fish and squid (never milk) (van Elk, 2010)<sup>[10]</sup>.

1657

1658 Regardless of her exact age (*i.e.*, 2-5 years) young killer whales are believed to start taking  
1659 solid food in the wild as young as 1.5–2 years of age (Haenel 1986) and in captivity from as  
1660 young as two months of age (Kastelein et al., 2003) and three months of age (Asper et al.,  
1661 1988). Captive young orca have been recorded as regularly eating fish by 5.5-6 months of  
1662 age (Kastelein et al., 2003). Although calves in captivity have been shown to continue  
1663 suckling until *c.* 18 months-two years of age (Kastelein et al., 2003; Asper et al., 1988), we  
1664 reiterate here that Morgan has been taking only solid food since she was captured.

1665

1666 Morgan's young age offers both advantages and disadvantages to the arguments for her  
1667 release. Being young she is likely to still have a flexible attitude and therefore an ability to  
1668 adapt to a return to the wild. It is possible, although in no way known, that as she is a  
1669 young female with breeding potential, that she may have a higher chance of integration  
1670 into a social group of orca to which she is not related.

1671

1672 Against her is that she may be too young to know the complete home range of her family,  
1673 making it harder for her to find them. This last argument, however, can be countered with  
1674 the 'soft-release' part of The Plan that would allow Morgan to slowly build up her stamina  
1675 as well as her knowledge of the area, albeit with the option to always return for food.

1676

---

<sup>10</sup> information supplied by Steve Hearn, head trainer *Dolfinarium Harderwijk*, 22 June 2011.

1677 Human assistance can be provided to locate free ranging orca and guide Morgan towards  
1678 them. As she will be trained to follow a specific vessel this boat can be in radio contact with  
1679 various ‘spotters’ who might sight orca and if some are located the vessel could be driven  
1680 towards them. Morgan would then be provided with the opportunity to potentially initiate  
1681 contact with the wild orca.

1682 Keiko, the orca from the movie “*Free Willy*” was approximately 2.5 years of age when he  
1683 was captured in Iceland and held in captivity. He remained in captivity (at various  
1684 locations) for more than 19 years (Simon et al., 2009), before an attempt was made to  
1685 rehabilitate and release him. However, age of the individual is not the issue at stake here, it  
1686 is the suitability of the candidate which is of paramount importance. We strongly believe  
1687 that Morgan is a prime candidate for rehabilitation and release back into the wild.  
1688

1689 **SPECIAL NOTE:** Should it become necessary (*e.g.*, if an altercation eventuated in which it  
1690 appeared that Morgan may become injured), she could be ‘recalled’ to the vessel and  
1691 guided away from the orca.

1692  
1693

- 1694 • ***Morgan was found sick and will not be able to survive if released.***


1695  
1696 The reason for her ill-health and separation from her family remains unknown. There has  
1697 been widespread speculation as to the cause(s) and many have been suggested. Clearly, it  
1698 is outside the scope of this Report to outline a complete list of possible scenarios as to why  
1699 Morgan was found alone and in ill health. However, to allow the Governing body, which  
1700 will decide Morgan’s fate, to have a more comprehensive understanding of at least some of  
1701 the possible circumstances that led Morgan to the Netherlands, we outline here that these  
1702 generally fall into three main categories. (1) Voluntary separation (*e.g.*, Morgan left her  
1703 family by choice). (2) Accidental separation (*e.g.*, Morgan got separated from her family  
1704 and/or got ‘lost’ and subsequently couldn’t relocate her family) and (3) Forced separation  
1705 (*e.g.*, members of Morgans’ family drove her out of the group, or perhaps her family group  
1706 was chased by hunters and Morgan was separated and/or individuals were killed in her  
1707 group and Morgan fled).

1708  
1709 Upon her arrival at *Dolfinarium Harderwijk* the staff began a vigorous inspection of her  
1710 health (van Elk, 2010). As well, a process of elimination was conducted, to ensure that all  
1711 aspects of her health were assessed (van Elk, 2010)<sup>[2]</sup>. Morgan has since been issued with  
1712 a ‘clean bill of health’ and therefore her rehabilitation and release is not restricted by any  
1713 health issues.

1714  
1715 Again, the *Dolfinarium Harderwijk* is to be highly commended on their role in nursing  
1716 Morgan. It is clear to both authors, based on footage and photographs available publicly,  
1717 that Morgan would not have survived without intervention. The care she has been given by  
1718 *Dolfinarium Harderwijk* staff was critical to her current good state of health.

1719  
1720 **SPECIAL NOTE:** Under the protocols suggested by the Free Morgan Rehabilitation and  
1721 Release Plan, Morgan would not be released if there were any health issues. It is  
1722 paramount to all involved that her health and physical fitness are robust and stable before  
1723 any attempts were made to release her.

1724



1725  
1726  
1727 Figure 26. Morgan positioning her head so that she can use binocular vision to view the  
1728 photographer. photo © Dr. Ingrid N. Visser, June 2011.  
1729  
1730

- 1731 • ***If not released, but held in a sea-pen, Morgan would be alone.***  
1732

1733 Currently Morgan is held captive in solitary confinement. She has no conspecifics (*i.e.*,  
1734 animals of the same species) or other cetaceans to physically interact with, despite  
1735 bottlenose dolphins at the *Dolfinarium Harderwijk* having had past 'experience' of  
1736 cohabitating with orca at another facility (information supplied by Steve Hearn, head  
1737 trainer *Dolfinarium Harderwijk*, 22 June 2011).  
1738

1739 Although human contact is provided to Morgan, she is left 'alone' for substantial periods of  
1740 the day (it is estimated that more than 90% of the day Morgan is without human company).  
1741 Orca, like most cetaceans, are incredibly tactile and it is highly likely that depriving Morgan  
1742 of physical contact through touch is tantamount to sensory deprivation. Sensory  
1743 deprivation is considered a psychological method of torture in humans.  
1744

1745 One of the arguments postulated by the *Dolfinarium Harderwijk* about Morgan's potential  
1746 release outlines the strong social bonds this species has; yet they themselves are imposing  
1747 a complete separation of Morgan from any other cetaceans and extremely limited tactile  
1748 contact with humans. Morgan has been in these conditions for over a year.  
1749

1750 **SPECIAL NOTE:** Worldwide, there is an increase in the number of cetaceans that have  
1751 previously been held in captivity, being rehabilitated for ultimate release into the wild (*e.g.*,  
1752 recent work done with dolphins taken from backyard swimming pools, in Turkey).  
1753 Although many are very successful, unfortunately, not all individuals are suitable for long-  
1754 term release (*e.g.*, they may have been injured during their time in captivity, or show signs

1755 of behavioural maladaptation). If Morgan was deemed to be such an individual, then she  
1756 can be cared for long-term in a semi-natural sea-pen and it should not be ruled out that  
1757 another cetacean with unsuitable release characteristics (*e.g.*, an injury) could be moved to  
1758 the sea-pen and accompany Morgan. Again, such long-term care in a semi-natural sea-pen  
1759 is far superior to the facilities Morgan is currently held in and is, likewise, far superior to  
1760 facilities where captive orca are held.

1761  
1762  
1763 • ***Attempts have been made to release other captive orca back into the***  
1764 ***wild and those were not successful, therefore Morgan shouldn't be***  
1765 ***released.***

1766  
1767 Unfortunately, there is a high level of misinformation about previous release attempts  
1768 involving orca. In order to clarify the issue we present the data here. Although  
1769 rehabilitation and release has been very successful with other cetaceans (such as the  
1770 rehabilitations and releases conducted by the *Dolfinarium Harderwijk*), only ONE attempt  
1771 to release a captive orca back into the wild has been conducted.

1772  
1773 This resulted in a partial success for *Keiko* the star of the *Free Willy* movie. It was  
1774 considered, only after the fact of the attempt, that he was not a prime candidate for  
1775 rehabilitation and release (Simon et al., 2009). Issues included, length of time in captivity  
1776 (decades), extremely poor health due to skin virus, gross underweight body condition, poor  
1777 social conditioning and limited if any physical fitness. Yet despite these mitigating factors  
1778 *Keiko* was eventually (after a two year rehabilitation program) successfully taken on  
1779 extended at-sea-swims. He initiated contact with wild orca (but an apparent altercation  
1780 saw him voluntarily return to his 'sea-pen'). He remained at sea, in the open ocean,  
1781 without human intervention for days to months at a time (Simon et al., 2009). Regrettably,  
1782 some well-meaning fishermen apparently began feeding him and he then, apparently,  
1783 followed them back to their home port, where, again, well-meaning where people  
1784 attempted to care for him. He subsequently died from an unknown disease, presumed to  
1785 be pneumonia (a common cause of death for captive cetaceans).

1786  
1787 Morgan's plight and possible release could also wrongly be likened to the situation that  
1788 involved *Springer*, a young female orca who was separated from her group. Again, the  
1789 circumstances under which she was separated from her group have never been  
1790 ascertained. However, she was successfully returned to her family with a complete re-  
1791 integration which continues to this day. Of note is that *Springer*, although taken into  
1792 captivity for a short rehabilitation period, was only ever kept in a sea-pen (not a concrete  
1793 tank like Morgan), and was never put on public display. *Springer* was never taught to 'beg'  
1794 for food (as Morgan has been trained to do) and all 'training' revolved around her  
1795 rehabilitation and release.

1796  
1797 Likewise, it would be wrong to liken Morgan's situation to that of *Luna*, a young male orca  
1798 who became isolated in the Nootka Sound area of Vancouver Island, Canada. In that  
1799 instance *Luna* was never taken into captivity of any form and no official attempts were  
1800 made to rehabilitate him back into the orca society he came from. *Luna* died when he was  
1801 presumably run over by a tugboat.

1802  
1803 Wells et al. (1998) successfully released two bottlenose dolphins together and made the  
1804 following recommendations; (1) release more than one animal together in a social  
1805 functional unit; (2) released animals should be young of age; (3) release short-term captive

1806 animals; (4) keep animals in acclimatizing pen before release; (5) release in native waters;  
1807 (6) locate sources of live prey for readaptation; (7) study ranging and social association  
1808 patterns in host community before, during, and after release; and (8) study behaviour of  
1809 released animals before, during, and after release. All but the first recommendation of  
1810 Wells et al. (1998) will be feasible for the rehabilitation and release of Morgan.  
1811

1812 **SPECIAL NOTE:** Taking only these orca examples into consideration it could be considered  
1813 that an attempt to rehabilitate and release Morgan would be ground breaking. However,  
1814 although for her species it would be an important opportunity to allow Morgan to return to  
1815 the wild, for cetaceans in general rehabilitation and release has many precedents and the  
1816 methods employed are well established, with high success rates (*e.g.* see Wells et al 1998).  
1817

1818  
1819 • ***Morgan has been trained to accept food from humans and now can't***  
1820 ***live out in the wild because she will keep begging.***  
1821

1822 Fortunately for Morgan, although one year in captivity has been an exercise in mental  
1823 deprivation, she is still obviously highly motivated to learn and is mentally active. Captive  
1824 animals that have been left to languish for extended periods of time may no longer be  
1825 suitable for rehabilitation and release. However, both authors were able to observe that  
1826 Morgan is visually and acoustically orientating towards her environment (albeit  
1827 inappropriately at times). These are key factors when considering the potential of an  
1828 animal to 'learn' or 'unlearn' habits.  
1829

1830 Captive cetaceans have been successfully trained to no longer beg for food or to associate  
1831 humans with food and this would be one of the primary focuses of the rehabilitation  
1832 training of Morgan. She would be shown that 'begging' will no longer provide her with  
1833 food or attention and this behaviour will therefore naturally extinguish itself.  
1834

1835 Through methods of training called 'positive reinforcement', 'operant learning' and  
1836 'operant conditioning' behaviours can be shaped (managed) (*e.g.*, see Ramirez, 1999;  
1837 Turner, 2002). For example, using the behaviour of 'begging' as an illustration, Morgan will  
1838 come to understand that good things (such as interactions with 'toys', people etc) happen  
1839 when she doesn't beg and 'nothing' happens when she does. As a result the behaviour will  
1840 be 'shaped' so that it will be 'extinguished'. It is important to note that Morgan will not be  
1841 'punished' for begging – nor actively discouraged (*e.g.*, scolded) as such methods are not  
1842 acceptable in modern marine mammal training (*e.g.*, see Brando 2010), instead she will  
1843 find that begging elicits no response at all.  
1844

1845 Certain behaviours (such as begging) may take months or longer to extinguish whilst  
1846 others, such as her current fixation with orientating towards the grill filters at the bottom  
1847 of her tank, would no longer be part of her repertoire, if she was moved to a semi-natural  
1848 facility where grill filters are no longer a part of her environment.  
1849

1850 Other behaviours, which she has learnt in captivity, such as tongue folding and tongue  
1851 rolling, which elicit no 'normal' use in juvenile and adult orca (however, tongue folding is  
1852 used to funnel milk from the mother, in young calves) may no longer be extinguishable as  
1853 they have become 'comfort' behaviours (similar to sucking a thumb in human children). In  
1854 the wild they would pose no great threat to Morgan (compared to begging), however, given  
1855 time and other 'comfort' behaviours (*i.e.*, those behaviours which provide Morgan with  
1856 'something to do' – such as the opportunity to swim great distances, dive deep, or forage

1857 naturally for food), her 'captive comfort' behaviours may also naturally extinguish  
1858 themselves.

1859  
1860 Another captive-only behaviour such as 'water-squirting' is not seen in wild orca.  
1861 However, there would be no great detrimental disadvantage to Morgan to exhibit such a  
1862 human-induced behaviour. Similar situations have been seen in cetaceans which have  
1863 been released out into the wild after periods of captivity – and the behaviours have actually  
1864 been assimilated into the repertoire of the wild population. An example is 'tail walking' – a  
1865 behaviour previously only seen in captive cetaceans but now seen in a population of  
1866 dolphins off the Australian coast, subsequent to an individual dolphin from that population  
1867 being taken into captivity for medical care. The dolphin learnt to tail walk from other  
1868 captive dolphins and upon release, began to teach it to the wild animals (M. Bosley,  
1869 personal communication to Visser<sup>11</sup>).

1870  
1871 **SPECIAL NOTE:** Although begging is generally only seen in captive cetaceans, a few  
1872 populations of wild cetaceans (*e.g.*, bottlenose dolphins in areas such as Florida and Texas,  
1873 USA as well as Shark Bay and Tangalooma, Australia) have learnt that begging elicits food.  
1874 In the case of Morgan it may take extended monitoring of people, to prevent Morgan being  
1875 fed by humans to ensure that she reintegrates fully back into the wild. If she continues to  
1876 beg once out in the open ocean an extensive public awareness campaign would be required  
1877 to encourage the public not to feed her.

1878  
1879  
1880 • ***It is an easier life for Morgan when she is in captivity and she would***  
1881 ***be 'happier' not having to hunt for food or having to avoid predators.***

1882  
1883 Although captive animals (including domestic pets) are often healthier, longer-lived and  
1884 are more fecund (have more surviving young) than free-living individuals of the same  
1885 species (known as conspecifics), for some species the **opposite** is true (Mason, 2010).

1886  
1887 It has been clearly shown that "*Animals that roam over a large territory in the wild do not*  
1888 *take kindly to being confined.*" (Clubb & Mason, 2003). Clubb and Mason (2003) also found  
1889 that those species with wide-ranging life styles in the wild could be predicted to exhibit  
1890 more stereotypic behaviour and wide-ranging life styles can predict the extent of infant  
1891 mortality in captivity. They transparently state; "*Our findings indicate that the keeping of*  
1892 *naturally wide-ranging carnivores should be either fundamentally improved or phased out.*"  
1893 Such scientifically based studies make it abundantly clear that a species such as orca  
1894 should not be kept in the fundamentally tiny tanks they are currently housed in, with  
1895 Morgan, who is in the smallest tank of all captive orca world-wide and is the worst-case  
1896 example.

1897  
1898 Dr. Lori Marino is a neuroscientist and Senior Lecturer in the Department of Psychology  
1899 and faculty affiliate of the Center for Ethics at Emory University who gave an interview to  
1900 Discovery Channel (Animal Planet)<sup>[12]</sup> and stated the following, about facilities holding  
1901 whales and dolphins; "*... modern husbandry techniques are very sophisticated, but this isn't*  
1902 *the same as being well-cared for, and it doesn't mitigate the fact that these animals cannot*  
1903 *thrive in captivity. Surviving for a certain amount of time is not the same as thriving, and the*  
1904 *mortality statistics show this conclusively. Dolphins and whales live only a fraction of their*

---

<sup>11</sup> Plus see online news item <http://news.bbc.co.uk/2/hi/science/nature/7570097.stm>

<sup>12</sup> <http://animal.discovery.com/tv/blood-dolphins/dolphins/opposition-dolphins-captivity.html>

1905 natural life spans in captivity. So if they're being so "well-cared for," what is killing them?"

1906

1907

1908 • ***Morgan is an important Ambassador for her species***

1909

1910 Those trying to protect the captive marine mammal industry often use the argument that  
1911 the individual animals are 'ambassadors' for their species, allowing people to see them up  
1912 close and in person (*e.g.*, see the website page entitled "About Dolphins...Ambassadors of  
1913 the Ocean" which sells 'swim-with-captive-dolphin' programs at Dolphin Discovery  
1914 Cozumel, Mexico<sup>[13]</sup>).

1915

1916 The captive marine mammal industry typically states that by bonding through personal  
1917 experience with the marine mammal a person is more likely to be concerned about the  
1918 species in the wild and to contribute to conservation programs (additionally, see further  
1919 comments in following point). However, this has never been proven and is disputed (*e.g.*,  
1920 see Marino et al., 2010).

1921

1922 By definition an 'ambassador' is someone who is an official envoy; *especially* : a diplomatic  
1923 agent of the highest rank accredited to a foreign government or sovereign as the resident  
1924 representative of his or her own government or sovereign or appointed for a special and  
1925 often temporary diplomatic assignment (Websters English Dictionary, online<sup>[14]</sup>).

1926

1927 In our modern democratic world, ambassadors would typically take their posting by  
1928 choice. They would also typically be inserted into a life-style of reasonable- to high-  
1929 quality, frequently socialising amongst the local people and often escorted to banquets or  
1930 similar extravaganzas. Many, if not all ambassadors relocate to their destination with their  
1931 family (or are able to return home to visit them). Many ambassadors receive high wages  
1932 for their commitment to the job.

1933



1934

1935 Figure 27. Morgan as seen through one of the opaque panels. This limits viewing, for both her and the  
1936 public. photo © Dr. Ingrid N. Visser, June 2011.

1937

1938

<sup>13</sup> <http://www.cozumelinsider.com/Dolphinsmore?From=Fundraising2009>

<sup>14</sup> <http://www.merriam-webster.com/dictionary/ambassador>

1939 However, clearly Morgan has none of these luxuries, but instead has been entrenched into  
1940 an impoverished tank in which she is unwillingly confined (despite her obvious desire to  
1941 leave the tank). She is deprived of social contact of conspecifics and even other species of  
1942 cetaceans and is on severely deprived 'contact' time with her human trainers. She is  
1943 denied contact with her family, by default. Obviously, Morgan has no need personally for  
1944 money, however, she is clearly making money for those holding her. It is clear to see that  
1945 Morgan is hardly an ambassador for her species, nor are the conditions she held in  
1946 'ambassadorial', rather, perhaps, they more realistically reflect the conditions a prisoner  
1947 would be subjected to.

1948  
1949 If the role of an ambassador is to also exchange ideas and information about their own  
1950 country / location, then surely the information that Morgan is portraying in no way reflects  
1951 what her life would be like in the wild. She has no natural features in the tank, no natural  
1952 wildlife to interact with and furthermore her behaviour is becoming stereotypic and for a  
1953 number of aspects is not seen in wild orca. We are not teaching people anything about the  
1954 individual, the species or its habitat. Again, this hardly reflects the role of an 'ambassador'.

1955  
1956 In a less formal sense, the word 'ambassador' is used for high-profile (non-diplomatic)  
1957 representatives of various entities. These are generally cultural and charitable roles for  
1958 organisations and the 'ambassadors' are *willing* figureheads used predominantly to attract  
1959 media attention. Classic examples of this role of an 'ambassador' would be film and pop  
1960 stars who make appeals to the public at large (*e.g.*, UNESCO Goodwill Ambassadors).  
1961 Perhaps this is more the roll that Morgan is expected to fulfil?

- 1962  
1963  
1964 • ***Why spend time and money on saving one individual orca and not***  
1965 ***on, say habitat protection or saving human children?***

1966  
1967 Although killer whales are fairly abundant and widespread on a global scale, regional  
1968 populations can be small and highly specialized (Reeves et al. 2003) and the deliberate  
1969 removal of a potential breeding female from such a population may have long-term and far-  
1970 reaching conservation implications.

1971  
1972 Naturally the argument could be made that had the *Dolfinarium Harderwijk* not rescued  
1973 Morgan, she would not have survived and therefore would not, by default, have remained  
1974 in the breeding population anyway. However, they did remove her, they did nurse her and  
1975 she has now recovered sufficiently, that with rehabilitation in the form of training, she  
1976 *could* be returned to her population and yet she is willfully being withheld from that  
1977 population. Also, given that we do not know why Morgan was in ill health, it cannot be  
1978 ruled out that it was human induced, so with that frame work (and regardless of the ethical  
1979 standpoint) we should do what we can to help her and return her to the wild.

1980  
1981 Although the emphasis for this report is placed on the individual animal (*i.e.*, Morgan) it is  
1982 important to understand that the decisions already made (and about to be made) regarding  
1983 Morgan as an individual will also have long-term and far-reaching implications for the  
1984 population she comes from (*e.g.*, if Morgan is not released she will not be available to breed  
1985 within her population and she is effectively 'dead' to the wild orca gene pool).

1986  
1987 Likewise, critics might raise the issue of the financial cost of rehabilitation and release for a  
1988 single animal compared to using that same money for species or habitat protection, or for  
1989 conservation or educational programs. Again, what occurs with Morgan will have long-



1990 term and far-reaching implications for all these aspects. Many people are interested in the  
1991 welfare and fate of Morgan (*e.g.*, website statistics of the Orca Coalition ([www.orkacoalition.nl](http://www.orkacoalition.nl))  
1992 show approximately 1,000 visits per month and the Free Morgan website ([www.freemorgan.nl](http://www.freemorgan.nl))  
1993 approximately 1,400 visits per month (details supplied to authors by respective  
1994 organisations). Likewise the ‘facebook’ pages for ‘Free Morgan’ have 1284 friends (as of 13  
1995 July 2011) and two twitter accounts (managed by the same person for orkacoalition and  
1996 VolgOrka 355 and 1660 followers respectively (as of 11 July 2011) (pers. comm. L. Morsink  
1997 to Orca Coalition).  
1998

1999 It has been shown that humans have a tendency to relate more to an individual's plight or  
2000 to a situation in which they are stakeholders, than to a ‘general’ concept and this also  
2001 reflects how people relate to nature, which in turn influences their behaviour (*e.g.*, see  
2002 Visser (2000) and references therein). In fact, it is this very same concept (*i.e.*, you only  
2003 protect what you know and/or understand) which the captive marine mammal industry  
2004 touts as one of the justifications of keeping these animals in captivity (*e.g.*, the Dolphin  
2005 Connection, Florida Key, USA, has as their mission statement on their homepage “Our  
2006 mission is to inspire awareness and positive change for the marine environment through  
2007 direct contact with marine mammals. We seek to illustrate through personal experience  
2008 the need for conservation.....”<sup>[15]</sup>.)  
2009

2010 Perhaps most tellingly in terms of justification is the proportional amount which would be  
2011 spent on Morgan, in that “97% of charitable donations go to humans, with the remaining 3%  
2012 **split half and half between pets and the rest of nature**” (Turner, 2010) (our emphasis).  
2013 Put another way, less than 1.5% of charitable donations goes towards nature and obviously  
2014 less than this total amount will be spent on rehabilitating and releasing Morgan back into  
2015 the wild. This is a small price to pay for the freedom of one orca in terms of the  
2016 conservation message that she will carry and the implications it will have, not only for her  
2017 as a sentient being and for her community, but also for humanity.  
2018

2019

2020 • ***The people who want to free Morgan are just activists.***



2021  
2022 Generally, around the world there is a perception that animal welfare organisations occupy  
2023 an extremist position (*e.g.*, Hughes 2001). This is also often the case for individuals who  
2024 make a stand against maltreatment of animals (authors personal observations). In  
2025 contrast, environmental arguments (such as protection of habitats) are more readily  
2026 absorbed into the mainstream (Hughes 2001) and are often part of the business plans of  
2027 large corporations (*e.g.*, see the “Wildlife as Cannon Sees It” series inside the back cover of  
2028 National Geographic Magazines).  
2029

2030 In the case of Morgan and the two main driving forces behind the move to release her (*i.e.*,  
2031 the Free Morgan Group and the Orca Coalition / Orca Coalition) the individuals are not  
2032 extremists, but rather well-informed parties who see the wrong in holding a sentient being  
2033 in impoverished conditions. Furthermore, many are highly educated in the academic  
2034 world, or in their field of expertise and many have extensive experience working with orca  
2035 or cetaceans in general (*e.g.*, please see the CVs for the two authors at the end of this report  
2036 and the CV's for the Expert Panel of the Free Morgan Group, on [www.freemorgan.nl](http://www.freemorgan.nl)).  
2037

---

<sup>15</sup> <http://experience.hawkscay.com/dolphin-connection>

2038



2039



2040

2041

2042

2043

2044

Figure 28. Morgan posturing in front of the camera, as the photographer held different positions Morgan changed hers – indicating that Morgan is willing to interact and socialise .  
photo © Dr. Ingrid N. Visser, June 2011.

2045 **References**

- 2046
- 2047 Amano, M., Yamada, T. K. et al. (2011). Age determination and reproductive traits of killer whales
- 2048 entrapped in ice off Aidomari, Hokkaido, Japan. *Journal of Mammalogy* 92 (2): 275-282.
- 2049
- 2050 Asper, E. D., Duffield, D. A. et al. (1990). Marine mammals in zoos, aquaria and marine zoological
- 2051 parks in North America: 1990 census report. *International Zoo Yearbook* 29: 179-187.
- 2052
- 2053 Asper, E. D., Young, W. G. and Walsh, M. T. (1988). Observations on the birth and development of a
- 2054 captive-born killer whale *Orcinus orca*. *International Zoo Yearbook* 27: 295-304.
- 2055
- 2056 Baird, R. W. (1994). Foraging behaviour and ecology of transient killer whales (*Orcinus orca*).
- 2057 *Biological Sciences*: 157. Simon Fraser University, Burnaby, British Columbia, Canada.
- 2058
- 2059 Baird, R. W. (1998). An interaction between Pacific white-sided dolphins and a neonatal harbor
- 2060 porpoise. *Mammalia* 62 (1): 129-134.
- 2061
- 2062 Baird, R. W. (2000). The killer whale. Foraging specializations and group hunting. Cetacean Societies:
- 2063 Field studies of dolphins and whales. Mann, J., Connor R. C., Tyack, P. L. and Whitehead, H. Chicago,
- 2064 University of Chicago Press: 127-153.
- 2065
- 2066 Baird, R. W. and Dill, L. M. (1995). Occurrence and behaviour of transient killer whales: Seasonal and
- 2067 pod-specific variability, foraging behaviour, and prey handling. *Canadian Journal of Zoology* 73 (7):
- 2068 1300-1311.
- 2069
- 2070 Baird, R. W. and Stacey, P. J. (1989). Observations on the reactions of sea lions, *Zalophus californianus*
- 2071 and *Eumetopias jubatus*, to killer whales, *Orcinus orca*; evidence of "prey" having a "search image" for
- 2072 predators. *Canadian Field Naturalist* 103 (3): 426-428.
- 2073
- 2074 Baird, R. W., Hanson, M. B. et al. (2005). Factors influencing the diving behaviour of fish-eating killer
- 2075 whales: sex differences and diel and interannual variation in diving rates. *Canadian Journal of Zoology*
- 2076 83: 257-267.
- 2077
- 2078 Baraff, L. S. and Asmutis-Silvia, R. A. (1998). Long-term association of an individual long-finned pilot
- 2079 whale and Atlantic white-sided dolphins. *Marine Mammal Science* 14 (1): 155-161.
- 2080 no abstract
- 2081
- 2082 Berghan, J. and Visser, I. N. (2000). Vertebral column malformations in New Zealand delphinids with
- 2083 a review of cases world-wide. *Aquatic Mammals* 26 (1): 17-25.
- 2084
- 2085 Berthoz, S, Armony J. L, Blair, R.J.R., and Dolan R.J. (2002). An fMRI study of intentional and
- 2086 unintentional (embarrassing) violations of social norms. *Brain* 125: 1696-1708.
- 2087
- 2088 Bigg, M. A., Olesiuk, P. F., Ellis, G. M., Ford, J. K. B. and Balcomb, K. C. (1990).
- 2089 Social organization and genealogy of resident killer whales (*Orcinus orca*) in coastal waters of British
- 2090 Columbia and Washington State. *Report of the International Whaling Commission, Special Issue* 12:
- 2091 383-405.
- 2092
- 2093 Bigg, M. A. and Wolman, A. A. (1975). Live-capture killer whale (*Orcinus orca*) fishery, British
- 2094 Columbia and Washington, 1962-73. *Journal Fisheries Research Board of Canada* 37 (7): 1213-1221.
- 2095
- 2096 Bigg, M. A., Ellis, G. M. et al. (1987). Killer whales: A study of their identification, genealogy and
- 2097 natural history in British Columbia and Washington State. Nanaimo, B.C, Phantom Press and
- 2098 Publishers.
- 2099

- 2100 Bisther, A., and Vongraven, D. (1995). Studies of the social ecology of Norwegian killer whales  
2101 (*Orcinus orca*). *Developments in Marine Biology*, 4: 169-176.  
2102
- 2103 Brando, S. I. C. A. (2010). Advances in Husbandry Training in Marine Mammal Care Programs.  
2104 *International Journal of Comparative Psychology*, 23:777-791.  
2105
- 2106 Buck, C., Paulino, G. P., Medina, D. J., Hsiung G.D., Campbell Terry W. and Walsh, Michael T. (1993).  
2107 Isolation of St. Louis encephalitis virus from a killer whale. *Clinical and Diagnostic Virology*, 1: 109-  
2108 112  
2109
- 2110 Clubb, R. and Mason, G. (2003). Captivity effects on wide-ranging carnivores. *Nature*. Vol 425: 473.  
2111
- 2112 Colgrove, G. S. (1978) Suspected transportation- associated myopathy in a dolphin. *Journal of the*  
2113 *American Veterinary Medicine Association* 173: 1121- 1123.  
2114
- 2115 Craig, A. D. (2003). Interoception: the sense of the physiological condition of the body. *Curr Opin*  
2116 *Neurobiol* 13: 500-505.  
2117
- 2118 Craig, A. D. (2004). Human feelings: why are some more aware than others? *Trends Cogn Sci* 8: 239-  
2119 241.  
2120
- 2121 Craig, A. D. (2009). How do you feel—now? The anterior insula and human awareness. *Nat Rev*  
2122 *Neurosci* 10: 59-70. Craig AD, Reiman E.M., Evans A and Bushnell M.C. 1996. Functional imaging of  
2123 an illusion of pain. *Nature* 384: 258-260.  
2124
- 2125 Dahlheim, M. E. and Heyning, J. E (1999). Killer whale *Orcinus orca* (Linnaeus, 1758). *Handbook of*  
2126 *Marine Mammals*. Ridgway, S.H. and Harrison, R. J. London, Academic Press. 6: 281-322.  
2127
- 2128 Dahlheim, M. E., Shulman-Janiger, A. et al. (2008). Eastern temperate North Pacific offshore killer  
2129 whales (*Orcinus orca*): Occurrence, movements, and insights into feeding ecology. *Marine Mammal*  
2130 *Science* 24 (3): 719-729.  
2131
- 2132 Delfour, F. and Marten, K. (2001). Mirror image processing in three marine mammal species: killer  
2133 whales (*Orcinus orca*), false killer whales (*Pseudorca crassidens*) and California sea lions (*Zalophus*  
2134 *californianus*). *Behavioural Processes* 53 (3): 181-190.  
2135
- 2136 Duffield, D. A., Odell, D. K., McBain, J. F. and Andrews, B. (1995). Killer whale (*Orcinus orca*)  
2137 reproduction at Sea World. *Zoo Biology*, 14: 417-430. doi: 10.1002/zoo.1430140504.  
2138
- 2139 Duncan, A. E. (1997). A veterinary assessment of the risks and benefits of environmental  
2140 enrichment. Proceedings of the 1997 Association of Zoos and Aquariums Annual Conference. p. 208-215.  
2141 Downloadable from [http://www.enrichment.org/miniwebfile.php?Region=About\\_EE&File=safety.html&NotFlag=1](http://www.enrichment.org/miniwebfile.php?Region=About_EE&File=safety.html&NotFlag=1)  
2142
- 2143 Duncan, A. E. (1998). Recognizing and balancing the benefits and risks of environmental enrichment.  
2144 Proceedings of the 1998 American Association of Zoos Veterinarians Conference. p. 380-382.  
2145
- 2146 Fish, F. E. (1998). Comparative kinematics and hydrodynamics of odontocete cetaceans:  
2147 morphological and ecological correlates with swimming performance. *Journal of Experimental*  
2148 *Biology* 201 (20): 2867-2877.  
2149
- 2150 Ford, J. K. B. (1982). Killer whale (*Orcinus orca*) dialects as an indicator of stocks in British Columbia.  
2151 *Reports of the International Whaling Commission* 32: 671-679.  
2152
- 2153 Ford, J. K. B. (2002). Killer whale- *Orcinus orca*. In: *Encyclopedia of marine mammals*. Eds: Perrin,  
2154 W.F., Würsig, B. and Thewissen, J. G. M. London, Academic Press.  
2155

- 2156 Ford, J. K. B., Ellis G. M., et al. (1994). Killer whales: The natural history and genealogy of *Orcinus orca*  
 2157 in British Columbia and Washington State. Vancouver, University of British Columbia Press.  
 2158
- 2159 Francis, D. and Hwelett, G. (2007). Operation Orca, Springer, Luna and the struggle to save West  
 2160 Coast killer whales: 280. Harbour Publishing, Madeira Park, BC.  
 2161
- 2162 Goley, P. D. and Straley, J. M. (1994). Attack on gray whales (*Eschrichtius robustus*) in Monterey Bay,  
 2163 California, by killer whales (*Orcinus orca*) previously identified in Glacier Bay, Alaska. *Canadian*  
 2164 *Journal of Zoology* 72: 1528-1530.  
 2165
- 2166 Goodwin, L. and Dodds, M. (2008). Lone Rangers. A report on solitary dolphins and whales including  
 2167 recommendations for their protection. London, *Marine Connection*: 48.  
 2168
- 2169 Haenel, N. J. (1986). General notes on the behavioral ontogeny of Puget Sound killer whales and the  
 2170 occurrence of allomaternal behavior. 285–302 in Behavioral biology of killer whales (Kirkevold, B. C.  
 2171 and Lockard, J. S. , eds.). Alan R. Liss, New York.  
 2172
- 2173 Hakeem, A. Y., Sherwood, C. C. et al. (2009). Von Economo neurons in the elephant brain. *The*  
 2174 *Anatomical Record* 292 (2): 242-248.  
 2175
- 2176 Hare, V. J., Rich, B., and Worley, K. E. (2008). Enrichment gone wrong! In: Hare, V. J. and Kroshko, J. E.  
 2177 (eds). *Proceedings of the 8th International Conference on Environmental Enrichment, Vienna, 2007*.  
 2178 The Shape of Enrichment, Inc.: San Diego: 35-45. Downloadable from  
 2179 [http://www.enrichment.org/miniwebfile.php?Region=About\\_EE&File=safety.html&NotFlag=1](http://www.enrichment.org/miniwebfile.php?Region=About_EE&File=safety.html&NotFlag=1)  
 2180
- 2181 Harlow, H. F. (1950). Learning and satiation of response in intrinsically motivated complex puzzle  
 2182 performance by monkeys. *Journal of Comparative Physiology and Psychology* 43: 289-294.  
 2183
- 2184 Herzing, D. L. and Johnson, C. M. (1997). Interspecific interactions between Atlantic spotted dolphins  
 2185 (*Stenella frontalis*) and bottlenose dolphins (*Tursiops truncatus*) in the Bahamas, 1985-1995. *Aquatic*  
 2186 *Mammals* 23: 85-99.  
 2187
- 2188 Heyning, J. E. and Dahlheim, M. E. (1988). *Orcinus orca*. *Mammalian Species* 304: 1-9.  
 2189
- 2190 Hickie, B. E., Ross, P. S. et al. (2007). Killer Whales (*Orcinus orca*) Face Protracted Health Risks  
 2191 Associated with Lifetime Exposure to PCBs. *Environmental Science & Technology* 41: 6613-6619.  
 2192
- 2193 Hughes, P. (2001). Animals, values and tourism \* structural shifts in UK dolphin tourism provision.  
 2194 *Tourism Management* 22 (2001) 321}329  
 2195
- 2196 Hof, P. R. and Van der Gucht, E. (2007). Structure of the cerebral cortex of the humpback whale,  
 2197 *Megaptera novaeangliae* (Cetacea, Mysticeti, Balaenopteridae). *The Anatomical Record: Advances in*  
 2198 *Integrative Anatomy and Evolutionary Biology* 290 (1): 1-31.  
 2199
- 2200 Jefferson, T. A., Stacey, P. J. et al., (1991). A review of killer whale interactions with other marine  
 2201 mammals: Predation to co-existence. *Mammal Review* 21 (4): 151-180.  
 2202
- 2203 Jefferson, T. A., Fertl, D. et al., (2006). An unusual encounter with a mixed school of melon-headed  
 2204 whales (*Peponocephala elecra*) and rough-toothed dolphins (*Steno bredanensis*) at Rota, Northern  
 2205 Mariana Islands. *Micronesica* 38 (2): 239-244.  
 2206
- 2207 Jett, J. S. and Ventre, J. M. (2011). *Keto & Tilikum Express the Stress of Orca Captivity*. Unpublished  
 2208 report prepared for The Orca Project. Available from Author at: [jmventre@gmail.com](mailto:jmventre@gmail.com)  
 2209
- 2210 Kastelein, R. A. and Vaughan, N. (1989). Food consumption, body measurements and weight changes  
 2211 of a female killer whale (*Orcinus orca*). *Aquatic Mammals* 15: 18-21.

- 2212  
2213 Kastelein, R. A., Kershaw, J. et al., (2003). Food consumption and suckling in killer whales *Orcinus*  
2214 *orca* at Marineland Antibes. *International Zoo Yearbook* 38: 204-218.  
2215  
2216 Kompanje, E. J. O. (1995). Strandings of killer whales *Orcinus orca* in the Netherlands between 1783  
2217 and 1995 with some remarks on skeletal and dental pathology (Mammalia, Cetacea, Odontoceti).  
2218 *Deinsea* 2: 67-82.  
2219  
2220 Kuczaj, S, Lacinak, T. et al (2002). Keeping environmental enrichment enriching. *International*  
2221 *Journal of Comparative Psychology* 15 (2): 127-137.  
2222  
2223 Kulpa-Eddy, J. A., Taylor, S. and Adams, K. M. (2005). USDA Perspective on Environmental  
2224 Enrichment for Animals. *Institute for Laboratory Animal Research Journal*. Vol .46 (2): 83-94.  
2225  
2226 Langbein, J., Siebert, K. and Nurnberg, G. (2009). On the use of an automated learning device by  
2227 group-housed dwarf goats: do goats seek cognitive challenges? *Applied Animal Behaviour Science*  
2228 120: 150-158.  
2229  
2230 Lowry, L. F., Nelson, R. R. et al. (1987). Observations of killer whales, *Orcinus orca*, in western Alaska:  
2231 sightings, strandings, and predation on other marine mammals. *The Canadian Field-Naturalist* 101: 6-  
2232 12.  
2233  
2234 Lück, M. and Yixing Jiang (2007). Keiko, Shamu and Friends: Educating Visitors to Marine Parks and  
2235 Aquaria? *Journal of Ecotourism* Vol. 6 (2): 127-138. doi: 10.2167/joe125.0  
2236  
2237 Lyrholm, T. (1988). Photoidentification of individual killer whales, *Orcinus orca*, off the coast of  
2238 Norway, 1983-1986. *Rit Fiskideildar, 11(North Atlantic killer whales)*: 89-94.  
2239  
2240 Marino, L., Lilienfeld, S. O. et al., (2010). Do zoos and aquariums promote attitude changes in visitors?  
2241 A critical evaluation of the American Zoo and Aquarium study. *Society and Animals* 18: 126-138.  
2242  
2243 Mason, G. (2010). Species differences in responses to captivity: stress, welfare and the comparative  
2244 method. *Trends in Ecology & Evolution*. Vol 25 (12): 713-721.  
2245  
2246 Mason, G., Clubb, R., Latham, N. and Vickery, S. (2007). Why and how should we use environmental  
2247 enrichment to tackle stereotypic behaviour? *Applied Animal Behaviour Science*. Volume 102 (3): 163-  
2248 188.  
2249  
2250 Matkin, C. O. and Leatherwood, S. D. (1986): General biology of the killer whale, *Orcinus orca*: a  
2251 synopsis of knowledge. In Behavioral biology of killer whales: 35-68. Kirkevold, B. C. and Lockard, J.  
2252 C. (Eds). New York: Alan R. Liss, Inc.  
2253  
2254 McMillan, F. D. (Ed) (2011). Mental Health and Well-Being in Animals. 2nd Edition. Wiley-Blackwell  
2255 Publishing, Oxford: 301.  
2256  
2257 Meehanab, C. L. and Menchac, J. A. (2007). The challenge of challenge: Can problem solving  
2258 opportunities enhance animal welfare? *Institute for Laboratory Animal Research Journal*. Volume 102  
2259 (3): 246-261.  
2260  
2261 Mooney, J. (1998). Captive Cetaceans: A handbook for campaigners. Whale and Dolphin Conservation  
2262 Society. Bath, UK.  
2263  
2264 Morgan, K. N. and Trombor, C. T. (2007). Sources of stress in captivity. *Applied Animal Behaviour*  
2265 *Science* 102: 262-302.  
2266  
2267 Olesiuk, P. F., Bigg, M. A. et al. (1990). Life history and population dynamics of resident killer whales

- 2268 (*Orcinus orca*) in the coastal waters of British Columbia and Washington State. *Report of the*  
 2269 *International Whaling Commission* Special Issue 12: 209-243.
- 2270
- 2271 Olesiuk, P. F., Ellis, G. M. et al. (2005). Life history and population dynamics of northern resident  
 2272 killer whales (*Orcinus orca*) in British Columbia, Fisheries and Oceans Canada, Pacific Biological  
 2273 Station, 3190 Hammond Bay Road, Nanaimo, British Columbia, Canada, V9T 6N7: 1-81.
- 2274
- 2275 Psarakos, S., Herzing, D. L. et al. (2003). Mixed-species associations between pantropical spotted  
 2276 dolphins (*Stenella attenuata*) and Hawaiian spinner dolphins (*Stenella longirostris*) off Oahu, Hawaii.  
 2277 *Aquatic Mammals* 29 (3): 390-395.
- 2278
- 2279 Rainville P., Duncan G.H., Price, D.D., Carrier B., Bushnell M.C. (1997). Pain affect encoded in human  
 2280 anterior cingulate but not somatosensory cortex. *Science* 277: 968-971.
- 2281
- 2282 Ramirez, K. (1999). *Animal training: Successful animal management through positive*  
 2283 *reinforcement*. Chicago: Shedd Aquarium Press.
- 2284
- 2285 Reeves, R. R., Smith, B. D., Crespo, E. A. and Notarbartalo di Sciara, G. (eds) (2003). Dolphins, whales  
 2286 and porpoises: 2002-2010 conservation action plan for the world's cetaceans. Gland, Switzerland;  
 2287 Cambridge, UK: IUCN/SSC Cetacean Specialist Group.
- 2288
- 2289 Ridgway, S. H. (1979). Reported causes of death of captive killer whales (*Orcinus orca*). *Journal of*  
 2290 *Wildlife Diseases* 15 (1): 99-104.
- 2291
- 2292 Rogers, L. L. (1988). Homing tendencies of large mammals: a review: 76-92 in Nielsen, L. and Brown,  
 2293 R. D. (editors). Translocation of wild animals. Wisconsin Humane Society and Caesar Kleberg Wildlife  
 2294 Research Institute, Madison, Wisconsin.
- 2295
- 2296 Rose, N. A., and Farinato, R (1995) The Case Against Marine Mammals in Captivity. Washington, DC,  
 2297 USA: The Humane Society of the United States.
- 2298
- 2299 Schetini de Azevedoa, C., Cipresteb, C. F. and Young, R. J. (2007). Environmental enrichment: A GAP  
 2300 analysis. *Applied Animal Behaviour Science*. Volume 102 (3): 329-343.
- 2301
- 2302 Shin, L. M., Dougherty D. D., Orr, S. P., Pitman R. K., Lasko M., Macklin, M. L., Alpert, N. M., Fischman, A.  
 2303 J. and Rauch, S. L. (2000). Activation of anterior paralimbic structures during guilt-related script-  
 2304 driven imagery. *Biol Psychiatry* 48: 43-50.
- 2305
- 2306 Shrimpton, R., Thorne-Lyman, A., Tripp, K., Tomkins A. (2009). Food Nutrition Bulletin. Trends in  
 2307 low birthweight among the Bhutanese refugee population in Nepal. Volume 30 (2): 197-206.
- 2308
- 2309 Similä, T., Holst, J. C., and Christensen, I. (1996). Occurrence and diet of killer whales in northern  
 2310 Norway: seasonal patterns relative to the distribution and abundance of Norwegian spring-spawning  
 2311 herring. *Canadian Journal of Fisheries and Aquatic Sciences*, 53: 769-779.
- 2312
- 2313 Simon, M., Hanson, M. B., Murrey, L., Tougaard, J. and and Ugarte, F. (2009). From captivity to the wild  
 2314 and back: An attempt to release Keiko the killer whale. *Marine Mammal Science*, 25: 693-705. doi:  
 2315 10.1111/j.1748-7692.2009.00287.x.
- 2316
- 2317 Singer T., Seymour B., O'Doherty, J., Kaube, H., Dolan R.J. and Frith, C.D. (2004). Empathy for pain  
 2318 involves the affective but not sensory components of pain. *Science* 303: 1157-1162.
- 2319
- 2320 Small, R. J. and DeMaster, D. P. (1995). Survival of five species of captive marine mammals. *Marine*  
 2321 *Mammal Science* 11 (2): 209-226.
- 2322

- 2323 Špinka & Wemelsfelder, (2011). Chapter 3: Environmental challenge and animal agency. In Appleby,  
 2324 M. C., Mench, J. A., Olsson, I. A. S. and Hughes, B. O. (Eds). *Animal Welfare, Second edition*. CAB  
 2325 International, Wallingford: 27-44.
- 2326
- 2327 Stenersen, J., and Similä, T. (2004). Norwegian Killer Whales. Tringa forlag. ISBN: 8299457734. Pp  
 2328 92.
- 2329
- 2330 Trites, A. W. and Pauly, D. (1998). Estimating mean body masses of marine mammals from maximum  
 2331 body lengths. *Canadian Journal of Zoology* 76 (5): 886–896.
- 2332
- 2333 Turner, B. (2010). Pure nonsense. New Zealand Listener. New Zealand, New Zealand Magazines. 8  
 2334 May: 30-31.
- 2335
- 2336 Turner, T. N. (2002). Training. In W. F. Perrin, B. Wursig & J. Twewissen (Eds.) *Encyclopedia of*  
 2337 *marine mammals* (pp. 1260–1267). New York: Academic Press.
- 2338
- 2339 Ugarte, F. (2001). Behaviour and social organisation of killer whales in Northern Norway. Masters,  
 2340 University of Tromsø, Norway.
- 2341
- 2342 Van Elk (2010). Expert advice on the releasability of the rescued killer whale (*Orcinus orca*) Morgan.  
 2343 Unpublished report available from the *Dolfinarium Harderwijk, Harderwijk, The Netherlands*.
- 2344
- 2345 Visser, I. N. (1999). Benthic foraging on stingrays by killer whales (*Orcinus orca*) in New Zealand  
 2346 waters. *Marine Mammal Science* 15 (1): 220-227.
- 2347
- 2348 Visser, I. N. (1999). Propeller scars and known migration of two orca (*Orcinus orca*) in New Zealand  
 2349 waters. *New Zealand Journal of Marine and Freshwater Research* 33 (4): 635-642.
- 2350
- 2351 Visser, I. N. (2000). Orca (*Orcinus orca*) in New Zealand waters. School of Environmental and Marine  
 2352 Science. Auckland, University of Auckland. Ph.D. Dissertation: 194.
- 2353
- 2354 Wemelsfelder (2005) Chapter 6. Animal Boredom: Understanding the Tedium of Confined Lives. In:  
 2355 Mental Health and Well-Being in Animals. McMillan, F. D. (Ed). Wiley-Blackwell Publishing, Oxford:  
 2356 301.
- 2357
- 2358 Wells, R. S., Hull, K. and Norris, K. S. (1998). Experimental return to the wild of two bottlenose  
 2359 dolphins. *Marine Mammal Science* 14: 51–71.
- 2360
- 2361 Whitehead, H. (1998). Cultural Selection and Genetic Diversity in Matrilineal Whales. *Science* 282  
 2362 (5394): 1708-1711.
- 2363
- 2364 Williams, V. (2001). Captive orcas. "Dying to entertain you". The full story. WDCS, Brookfield House,  
 2365 38 St Paul Street, Chippenham, Wiltshire, SN15 1LJ, United Kingdom, Whale and Dolphin  
 2366 Conservation Society (WDCS): 101.
- 2367
- 2368 Wood-Gush, D. G. M. and Vestergaard, K. (1991). The seeking of novelty and its relation to play.  
 2369 *Animal Behaviour* 42: 599-606.
- 2370
- 2371 Woodley, T. H., Hannah, J. L. et al. (1997). A comparison of survival rates for captive and free-ranging  
 2372 bottlenose dolphins (*Tursiops truncatus*), killer whales (*Orcinus orca*) and beluga whales (*Delphinapterus*  
 2373 *leucas*). Unpublished Technical Report (#97-02), for the International Marine Mammal Association Inc.  
 2374 1474 Gordon Street, Guelph, Ontario, Canada N1L 1C8, International.: Pp. 30.
- 2375
- 2376 Wright, C. and Kelsey, E. (1990). After the 'show': New Developments in the Training  
 2377 and interpretation of Killer Whales at the Vancouver aquarium. Paper presented at the 18th  
 2378 International Marine Animal Trainers Association Conference, November 4–9, Chicago, IL, USA



2379 **APPENDIX ONE. TWENTY ORCA DEATHS in CAPTIVITY (2004-2011). The oldest**  
2380 **animal was an estimated 29 years old, the youngest just three days old. Cause of**  
2381 **death was varied, from dying during giving birth to gastric ulcers.** This appendix does  
2382 not include still-born calves.

2383

2384 **List is in chronological order.**

2385

2386 'Splash' (15.5 years old) at *SeaWorld* California, USA (5 April 2004)

2387 Sex: MALE

2388 Duration of Captivity (days): 5,716

2389 Years of Life in Captivity: 16

2390 Reported Cause of Death: Acute Perforating Gastric Ulceration w/ Associated  
2391 Peritonitis

2392

2393

2394 'Neocia' (12 years old) at Marineland, Niagara Falls, Canada (1 August 2004)

2395 Sex: FEMALE

2396 Duration of Captivity (days): 4,303

2397 Years of Life in Captivity: 12

2398 Reported Cause of Death: Internal Infection

2399

2400

2401 'Ran' (15 years old), at Nanki Shirahama Adventure World, Japan (29 August 2004)

2402 Sex: FEMALE

2403 Duration of Captivity (days): 5,447

2404 Years of Life in Captivity: 15

2405 Reported Cause of Death: Unknown, gave birth to premature calf on 8-26-04

2406

2407

2408 'Kyu' (7.5 years old) at Nanki Shirahama Adventure World, Japan (18 September 2004)

2409 Sex: MALE

2410 Duration of Captivity (days): 2,778

2411 Years of Life in Captivity: 8

2412 Reported Cause of Death: Bacterial Pneumonia

2413

2414

2415 'Hudson' (6 years old) at Marineland, Niagara Falls, Canada (20 October 2004)

2416 Sex: MALE

2417 Duration of Captivity (days): 2,226

2418 Years of Life in Captivity: 6

2419 Reported Cause of Death: Meningitis

2420

2421

2422 'Goro' (19 years old) at Nanki Shirahama Adventure World, Japan (21 January 2005)

2423 Sex: MALE

2424 Duration of Captivity (days): 7,055

2425 Years of Life in Captivity: 20

2426 Reported Cause of Death: Acute Pneumonia

2427

2428

2429

2430 'Kim 2' (23 years old) at Marineland Antibes, France (23 November 2005)  
2431 Sex: MALE  
2432 Duration of Captivity (days): 8,453  
2433 Years of Life in Captivity: 23  
2434 Reported Cause of Death: Pneumonia  
2435  
2436  
2437 'Kandu 7' (21 years old) at Marineland, Niagara Falls, Canada (21 December 2005)  
2438 (This was the **seventh orca in six years to die at this facility**)  
2439 Sex: MALE  
2440 Duration of Captivity (days): 7,720  
2441 Years of Life in Captivity: 21  
2442 Reported Cause of Death: Cancer  
2443  
2444 'No name' (3 days old), at Sea World Kamogawa, Japan (February 2006)  
2445 Sex: Male  
2446 Duration of Captivity (days): 3  
2447 Years of Life in Captivity: 0  
2448 Reported Cause of Death: Unknown  
2449  
2450 'Sarah' (2 years, 11 months old) at Sea World Kamogawa, Japan (April 2006)  
2451 Sex: Female  
2452 Duration of Captivity (days): 1,062  
2453 Years of Life in Captivity: 3  
2454 Reported Cause of Death: Unknown  
2455  
2456 'Pascuala' (2 months old) at Vallarte Dolphin Adventures, Mexico (June 2007)  
2457 Sex: Female  
2458 Duration of Captivity (days): 60  
2459 Years of Life in Captivity: 0  
2460 Reported Cause of Death: Malnutrition, Infection  
2461  
2462 'Asuka' (approx. 17years old) at Sea Paradise, Japan (September 2007)  
2463 Sex: Female  
2464 Duration of Captivity (days): 3,874  
2465 Years of Life in Captivity: 11  
2466 Reported Cause of Death: Unknown  
2467  
2468 'Halyn' (2 years, 8 months old) at Sea World Texas, USA (June 2008)  
2469 Sex: Female  
2470 Duration of Captivity (days): 982  
2471 Years of Life in Captivity: 3  
2472 Reported Cause of Death: Acute Necrotizing Encephalitis  
2473  
2474 'Nootka V' (estimated 29 years old) at Marineland, Niagara Falls, Canada (August 2008)  
2475 Sex: Female  
2476 Duration of Captivity (days): 9,569  
2477 Years of Life in Captivity: 26  
2478 Reported Cause of Death: Unknown  
2479  
2480

2481 'Ku' (16 years old) at Port of Nagoya Aquarium, Japan (September 2008)  
 2482 Sex: Female  
 2483 Duration of Captivity (days): 4,245  
 2484 Years of Life in Captivity: 12  
 2485 Reported Cause of Death: Heart Failure  
 2486  
 2487 'Sharkan' (estimated. 23 years old) at Marineland, Antibes, France (March 2009)  
 2488 Sex: Female  
 2489 Duration of Captivity (days): 7,037  
 2490 Years of Life in Captivity: 19  
 2491 Reported Cause of Death: Bacillus Pyocyanique  
 2492  
 2493 'Sumar' (12 years, 3 months old) at Sea World of California, USA (July 2010)  
 2494 Sex: Male  
 2495 Duration of Captivity (days): 4,496  
 2496 Years of Life in Captivity: 12  
 2497 Reported Cause of Death: Acute Intestinal/Mesentric Vol  
 2498  
 2499 'Taima' (20 years old) at *SeaWorld* Orlando, USA (June 2010)  
 2500 **(died due to complications while trying to give birth for the 4th time)**  
 2501 Sex: FEMALE  
 2502 Duration of Captivity (days): 7,635  
 2503 Years of Life in Captivity: 21  
 2504 Reported Cause of Death: Peracute Uterine Prolape  
 2505  
 2506 'Kalina' (25 years old) at *SeaWorld* of California, USA (4 October, 2010)  
 2507 Sex: FEMALE  
 2508 Duration of Captivity (days): 9,137  
 2509 Years of Life in Captivity: 25 years  
 2510 Reported Cause of Death: Acute bacterial septicemia  
 2511  
 2512 'Nami' (estimated 28 years) at Port of Nagoya Public Aquarium, Japan (14 January,  
 2513 2011)  
 2514 Sex: FEMALE  
 2515 Duration of Captivity (days): 9,239  
 2516 Years of Life in Captivity: 25  
 2517 Reported Cause of Death: Ulcerative Colitis (complications with stones in stomach)  
 2518  
 2519  
 2520 Details of these orca were sourced from the individual aquariums websites, other sources  
 2521 on the internet (*e.g.* see [http://www.wdcs.org/submissions\\_bin/orcas\\_in\\_captivity\\_trainers\\_report.pdf](http://www.wdcs.org/submissions_bin/orcas_in_captivity_trainers_report.pdf)) and Lück &  
 2522 Jiang (2007) postscript).  
 2523

2524 **APPENDIX TWO. CV's of Authors**

2525  
2526  
2527  
2528  
2529  
2530  
2531  
2532  
2533  
2534  
2535  
2536

Name	<b>Dr. Ingrid Natasha Visser</b>
Contact Details	Orca Research Trust, P.O. Box 1233, Whangarei, New Zealand ph + 64 (0) 9 4343 043 ingrid@orca.org.nz
Place of Birth	Wellington, New Zealand
Date of Birth	20 February 1966
Nationality	New Zealand

2537 **RELEVANT EXPERIENCE & QUALIFICATIONS**

2538 **Experience in Applied Whale Research.**

2539

Orca research.

2540  
2541  
2542  
2543  
2544  
2545  
2546  
2547  
2548  
2549  
2550  
2551  
2552  
2553  
2554  
2555  
2556  
2557  
2558  
2559  
2560  
2561  
2562  
2563  
2564  
2565

- Conducted first, and still the only study, of orca in the South Pacific, based in New Zealand. This has been on-going since 1992. Please see [www.orcaresearch.org](http://www.orcaresearch.org)
- Compiler of the first Antarctic Killer Whale Identification Catalogue, please see [www.orcaresearch.org](http://www.orcaresearch.org)
- Conducted first study of orca in Papua New Guinea. Please see [www.orcaresearch.org](http://www.orcaresearch.org)
- Co-founder of Punta Norte Orca Research based in Argentina. Please see [www.pnor.org](http://www.pnor.org)
- Co-founder of Whale Rescue, established to assist with rescue of stranded and entangled cetaceans.
- Published various peer-reviewed scientific manuscripts as senior author, one PhD dissertation, and additional manuscripts as co-author (please see separate list).
- Assisted orca researchers in Iceland for two short-term periods (approximately 1 month duration each) in 2000 and 2001. Tasks involved work with “Keiko” an orca being prepared for reintroduction into the wild, photo-identification work, matching photographs, acoustic recording, helicopter and boat surveys and biopsy sampling.
- Assisted orca researchers in San Juan Islands, United States of America in 1998. Tasks included photo-identification work, behavioural observations and records, photographic and laboratory work. Results were used in the publication by Visser and Mäkeläinen (2000).
- Contributed photo-identification images to the Russian Far East Killer Whale program.

2566 Other Cetacean research.

2567  
2568  
2569  
2570  
2571  
2572  
2573

Worked in a research capacity with a number of other species of cetaceans. These have included bottlenose, Hector’s and common dolphins, humpback, pilot, sperm and beaked whales. Conducted preliminary cetacean surveys in various areas, including Papua New Guinea, Tonga and New Zealand. This research has involved standard cetacean investigative methods & techniques.

- 2574 **Experience in Whale Rescue/Rehabilitation/Animal Husbandry.**  
2575 • Attended and co-ordinated more than 30 rescues of stranded whales and  
2576 dolphins (in events involving up to 150 animals and over 200 personnel).  
2577 • Previous Whale Rescue Co-ordinator and Instructor for Project Jonah, the  
2578 largest and most successful whale and dolphin rescue organisation in the world.  
2579 • Committee member for Project Jonah for six years.  
2580 • Co-founder of Whale Rescue, a non-profit organisation for the rescue of stranded  
2581 and entangled cetaceans.  
2582 • Assisted the Keiko Reintroduction Team in 2001 with 'at-sea' program for Keiko.  
2583 Tasks at sea included food preparation and cleaning, behavioural observations  
2584 and video recording, satellite tracking and observation of interactions with wild  
2585 killer whales.  
2586 • Assisted the Keiko Reintroduction Team in 2001 while based at Vestmannajaer,  
2587 Iceland. Tasks included food preparation and cleaning of facilities, driving boat  
2588 shuttle, net cleaning, behavioural records, night watch, feeding and basic  
2589 husbandry of *Keiko* including assisting with morphometrics, attaching and  
2590 removing satellite tags, dental checks and basic training using a bridge.  
2591  
2592

### 2593 **EDUCATIONAL RECORD**

- 2594 1992 - 2000 Auckland University (New Zealand)  
2595 PhD (Marine Biology)  
2596 PhD Thesis; Orca (*Orcinus orca*) in New Zealand waters  
2597 *please see list of attached published scientific papers*  
2598  
2599 1990 - 1992 Auckland University (New Zealand)  
2600 Masters of Science (Zoology)  
2601 Masters Thesis; Growth Rates of Commercial Oysters  
2602 1987 - 1990 Massey University (New Zealand)  
2603 Bachelor of Science (Zoology) & 1<sup>st</sup> Year Veterinary Science  
2604  
2605 Pre 1987. Completed High School with University Entrance level gained  
2606 (Correspondence School, New Zealand)  
2607

### 2608 **PUBLISHING RECORD (non-scientific)**

- 2609 Numerous popular articles for children's and adult magazines, including school  
2610 magazines, dive magazines and nature magazines  
2611 Numerous popular style articles for newspapers  
2612 Children's educational book (8-12 year olds) about orca  
2613 Children's educational book (5-8 year olds), about orca  
2614 Photographs/stories have appeared in National Geographic, New Zealand  
2615 Geographic, BBC Wildlife, Ranger Rick, Taptoe, DiveLog, and various other  
2616 magazines and books.  
2617 Photographs for educational book (8-12 year olds) about whale strandings.  
2618  
2619  
2620

- 2621 **LIST OF SCIENTIFIC PUBLICATIONS, CONFERENCE PROCEEDINGS & REPORTS**  
 2622 **VISSER, I. N. (as of May 2011)**  
 2623
- 2624 BERGHAN, J. & VISSER, I. N. 2000. Vertebral column malformations in New Zealand  
 2625 delphinids with a review of cases world-wide. *Aquatic Mammals*, 26, 17-25.
- 2626 BERGHAN, J. & VISSER, I. N. 2001. Antarctic Killer Whale Identification Catalogue. *In:*  
 2627 14th Biennial conference on the biology of marine mammals, 2001 Page 22.  
 2628 Vancouver, Canada November 28 - December 3, 2001.
- 2629 CONSTANTINE, R., VISSER, I., BUURMAN, D., BUURMAN, R. & MCFADDEN, B.  
 2630 1998. Killer whale (*Orcinus orca*) predation on dusky dolphins (*Lagenorhynchus*  
 2631 *obscurus*) in Kaikoura, New Zealand. *Marine Mammal Science*, 14, 324-330.
- 2632 DUGIGNAN, P. J., HUNTER, J. E. B., VISSER, I. N., JONES, G. W. & NUTMAN, A.  
 2633 2000. Stingray spines: A potential cause of killer whale mortality in New Zealand.  
 2634 *Aquatic Mammals*, 26, 143-147.
- 2635 DWYER, S. L. & VISSER, I. N. 2011. Cookie cutter shark (*Isistius* sp.) bites on  
 2636 cetaceans, with particular reference to killer whales (*orca*) (*Orcinus orca*).  
 2637 *Aquatic Mammals*, 37, 111-138.
- 2638 SCHNEIDER, K., BAIRD, R. W., DAWSON, S., VISSER, I. & CHILDHOUSE, S.  
 2639 1998. Reactions of bottlenose dolphins to tagging attempts using a remotely-  
 2640 deployed suction-cup tag. *Marine Mammal Science*, 14, 316-324.
- 2641 SORISIO, S. L., DE MADDALENA, A. & VISSER, I. N. 2006. Interaction between killer  
 2642 whales (*Orcinus orca*) and hammerhead sharks (*Sphyrna* sp.) in Galápagos  
 2643 waters. *Latin American Journal of Aquatic Mammals*, 5, 69-71.
- 2644 STOCKIN, K. A. & VISSER, I. N. 2005. Anomalously pigmented common dolphins  
 2645 (*Delphinus* sp.) off Northern New Zealand. *Aquatic Mammals*, 31, 43-51.
- 2646 STOCKIN, K. A. & VISSER, I. N. 2005. A summary of anomalously pigmented common  
 2647 dolphins (*Delphinus* sp) off Northern New Zealand. *In:* 19th Annual Conference  
 2648 of the European Cetacean Society, 2nd-7th April 2005 La Rochelle, France. 70.
- 2649 VISSER, I. N. 1998. Killer whales (*Orcinus orca*) benthic foraging on rays in New  
 2650 Zealand waters. *In:* The world marine mammal science conference, 20 - 24  
 2651 January 1998 Monaco, 20 - 24 January 1998. 142.
- 2652 VISSER, I. N. 1998. Prolific body scars and collapsing dorsal fins on killer whales in  
 2653 New Zealand waters. *Aquatic Mammals*, 24, 71-81.
- 2654 VISSER, I. N. 1999. Antarctic orca in New Zealand waters? *New Zealand Journal of*  
 2655 *Marine and Freshwater Research*, 33, 515-520.
- 2656 VISSER, I. N. 1999. Benthic foraging on stingrays by killer whales (*Orcinus orca*) in  
 2657 New Zealand waters. *Marine Mammal Science*, 15, 220-227.
- 2658 VISSER, I. N. 1999. Propeller scars and known migration of two orca (*Orcinus orca*) in  
 2659 New Zealand waters. *New Zealand Journal of Marine and Freshwater Research*,  
 2660 33, 635-642.
- 2661 VISSER, I. N. 1999. A summary of interactions between orca (*Orcinus orca*) and other  
 2662 cetaceans in New Zealand waters. *New Zealand Journal of Natural Science*, 24,  
 2663 101-112.
- 2664 VISSER, I. N. 2000. Killer whale (*Orcinus orca*) interactions with longlines fisheries in  
 2665 New Zealand waters. *Aquatic Mammals*, 26, 241-252.
- 2666 VISSER, I. N. 2000. *Orca (Orcinus orca) in New Zealand waters*. Ph.D. Dissertation,  
 2667 University of Auckland.
- 2668 VISSER, I. N. 2001. Foraging behaviour and diet of (*Orcinus orca*) in New Zealand  
 2669 waters. *In:* Abstracts of the 14th Biennial Conference on the Biology of Marine  
 2670 Mammals, November 28 - December 3, 2001 Vancouver, British Columbia,  
 2671 Canada. The Society of Marine Mammalogists.

- 2672 VISSER, I. N. 2002. First photo-identification matches for Papua New Guinea killer  
2673 whales. *In: Fourth International Orca Symposium, September 23 - 28, 2002, 23 -*  
2674 *28 September 2002 Noirt, France.*
- 2675 VISSER, I. N. 2002. Kimbe Bay Preliminary Cetacean Survey Report. Unpublished  
2676 report submitted to Walindi Plantation Resort and Mahonia na Dari Conservation  
2677 and Research Centre, P.O. Box 4, Kimbe, West New Britain, Papua New  
2678 Guinea.
- 2679 VISSER, I. N. 2002. Kimbe Bay Preliminary Marine Mammal Rapid Ecological  
2680 Assessment (REA), July 2002. Unpublished Survey Report for The Nature  
2681 Conservancy, C/o South Pacific Office, P.O. Box 65-506, Mairangi Bay,  
2682 Auckland, New Zealand.
- 2683 VISSER, I. N. 2002. New Zealand orca. *In: Orca Symposium, September 23 - 28,*  
2684 *2002, 23 - 28 September 2002 Noirt, France.*
- 2685 VISSER, I. N. 2002. Pigmentation as an indicative feature for populations of killer  
2686 whales. *In: Fourth International Orca Symposium, September 23 - 28, 2002, 23 -*  
2687 *28 September, 2002 Niort, France. 23 - 28 September, 2002.*
- 2688 VISSER, I. N. 2002. Preliminary cetacean survey in Kimbe Bay, New Britain, Papua  
2689 New Guinea. *In: SEAMAM II. Second international conference on the marine*  
2690 *mammals of Southeast Asia, July 22 - 23 2002 Dumaguete City, Philippines, July*  
2691 *22 - 23. United Nations Environment Program, Convention on the Conservation*  
2692 *of Migratory Species of wild animals, 31.*
- 2693 VISSER, I. N. 2003. Kimbe Bay Second Marine Mammal Rapid Ecological Assessment  
2694 (REA) April 2003. Auckland: Unpublished Survey Report for The Nature  
2695 Conservancy, C/o South Pacific Office, P.O. Box 65-506, Mairangi Bay,  
2696 Auckland, New Zealand.
- 2697 VISSER, I. N. 2005. First observations of feeding on thresher (*Alopias vulpinus*) and  
2698 hammerhead (*Sphyrna zygaena*) sharks by killer whales (*Orcinus orca*) which  
2699 specialise on elasmobranchs as prey. *Aquatic Mammals*, 31, 83-88.
- 2700 VISSER, I. N. 2007. Killer whales in New Zealand waters: Status and distribution with  
2701 comments on foraging (SC/59/SM19). *59th Annual meeting of the International*  
2702 *Whaling Commission Scientific Committee.* Anchorage, Alaska: International  
2703 Whaling Commission.
- 2704 VISSER, I. N. 2007. Killer whales in Papua New Guinea waters (SC/59/SM20). *59th*  
2705 *Annual meeting of the International Whaling Commission Scientific Committee.*  
2706 Anchorage, Alaska: International Whaling Commission.
- 2707 VISSER, I. N., BERGHAN, J. & NORTON, K. 2007. Killer whales of Antarctica; Details  
2708 gathered via eco-tourism (SC/59/SM21). *59th Annual meeting of the International*  
2709 *Whaling Commission Scientific Committee.* Anchorage, Alaska: International  
2710 Whaling Commission.
- 2711 VISSER, I. N. & BONACCORSO, F. J. 2003. New observations and a review of killer  
2712 whale (*Orcinus orca*) sightings in Papua New Guinea waters. *Aquatic Mammals*,  
2713 29, 150-172.
- 2714 VISSER, I. N. & FERTL, D. 2000. Stranding of a New Zealand killer whale (*Orcinus*  
2715 *orca*) and information on post-stranding sightings, including a probable boat  
2716 strike of the individual. *In: EVANS, P. G. H., PITT-AKIKEN, R. & ROGAN, E.,*  
2717 *eds. Proceedings of the fourteenth annual conference of the European cetacean*  
2718 *society, Cork, Ireland, 2-5 April 2000, 2-5 April, 2000 Cork, Ireland. European*  
2719 *Cetacean Society, 208-209.*
- 2720 VISSER, I. N., FERTL, D., BERGHAN, J. & VAN MEURS, R. 2000. Killer whale  
2721 (*Orcinus orca*) predation on a shortfin mako shark (*Isurus oxyrinchus*), in New  
2722 Zealand waters. *Aquatic Mammals*, 26, 229-231.

- 2723 VISSER, I. N., FERTL, D. & PUSSER, L. T. 2004. Melanistic southern right-whale  
2724 dolphins (*Lissodelphis peronii*) off Kaikoura, New Zealand, with records of other  
2725 anomalously all-black cetaceans. *New Zealand Journal of Marine and*  
2726 *Freshwater Research*, 38, 833-836.
- 2727 VISSER, I. N. & FERTL, D. C. 2000. Stranding, resighting and boat strike of a killer  
2728 whale (*Orcinus orca*) off New Zealand. *Aquatic Mammals*, 26, 232-240.
- 2729 VISSER, I. N. & MÄKELÄINEN, P. 2000. Variation in eye-patch shape of killer whales  
2730 (*Orcinus orca*) in New Zealand waters. *Marine Mammal Science*, 16, 459-469.
- 2731 VISSER, I. N., SMITH, T. G., BULLOCK, I. D., GREEN, G., CARLSSON, O. G. L. &  
2732 IMBERTI, S. 2008. Antarctic Peninsula killer whales (*Orcinus orca*) hunt seals  
2733 and a penguin on floating ice. *Marine Mammal Science*, 24, 225-234.
- 2734 VISSER, I. N., ZAESCHMAR, J., HALIDAY, J., ABRAHAM, A., BALL, P., BRADLEY,  
2735 R., DALY, S., HATWELL, T., JOHNSON, T., JOHNSON, W., KAY, L.,  
2736 MAESSEN, T., MCKAY, V., TURNER, N., UMUROA, B. & PACE, D. S. 2010.  
2737 First Record of Predation on False Killer Whales (*Pseudorca crassidens*) by  
2738 Killer Whales (*Orcinus orca*). *Aquatic Mammals*, 36, 195-204.
- 2739



2740 Name **Terry Marc Hardie**  
 2741 Contact Details Orca Research Trust,  
 2742 P.O. Box 1233, Whangarei,  
 2743 New Zealand  
 2744 ph + 64 (0) 9 4343 043  
 2745 ingrid@orca.org.nz  
 2746  
 2747 Place of Birth South Africa  
 2748 Date of Birth 12 January 1976  
 2749 Nationality New Zealand  
 2750

2751 **RELEVANT EXPERIENCE & QUALIFICATIONS**

2752 **Experience in Applied Whale Research.**

2753  
 2754 Orca Research.

2755 **Free Willy/Keiko, Iceland**

2756 August – September 2001

2757 <http://www.orcas.net/g/5>

2758 Participated with the rehabilitation and return to the wild of Keiko in Iceland. Spent time  
 2759 with *Keiko*, either in the “bay-pen” (a netted off bay, in the island of Vestmannaeyjar,  
 2760 Iceland), or out on “ocean walks”, where we would monitor *Keiko* from a boat, usually for  
 2761 about a week at a time.

2762 Tasks included preparation of *Keiko*’s fish each day, transporting fish from storage location,  
 2763 via boat, to *Keiko*’s bay pen, training sessions with *Keiko* several times a day, whilst at the  
 2764 bay-pen and monitoring of *Keiko*’s activities in 24 hour shifts, both in the bay pen and at  
 2765 sea.  
 2766

2767 **Orca Observation, Monterey Bay, California**

2768 May 2004

2769 <http://www.orcas.net/g/6>

2770 Briefly worked with Nancy Black on photo identification and behaviour recording of wild  
 2771 orcas in Monterey Bay, CA. The orca were preying on California Grey Whales at this time of  
 2772 year. Photo identification and location of cetacens were the primary tasks.  
 2773

2774 **Loan Orca study (Luna, L98), Vancouver Island, Canada**

2775 June 2005

2776 <http://www.orcas.net/g/7>

2777 The Canadian Department of Fisheries & Oceans (DFO) invited both myself and Dr. Ingrid  
 2778 Visser to do a comparative study on a very interactive loan orca on an inlet on the west  
 2779 coast of Vancouver Island.

2780 We spent time interacting with Luna (L98) and recorded his behaviour. We used the data  
 2781 collected to write up a report for the DFO with an analysis of his behaviour, and potential  
 2782 options for re-uniting him with his family.

2783 **Orca Observation, Puget Sound, Washington**

2784 (<http://www.orcas.net/g/8> & <http://www.orcas.net/g/9>)

2785 **June – July 2005**

2786 Worked with Dr Ken Balcolm from the Center for Whale Research on San Juan Island,  
2787 Washington.

2788 Work included statistical analysis of sighting data, analysis of acoustic data and field work  
2789 in locating wild orca and photo identification.

2790

2791 **Orca Observation, Patagonia, South America**

2792 (<http://www.orcas.net/g/10>)

2793 **March 2006**

2794 Spent time observing Patagonian sea lions & orcas in Punta Norte. This is the location  
2795 where the orca come up on the beach to capture the sea lion pups. Photo identification &  
2796 video data collected were used towards a photo ID catalog for the local orca population.  
2797 Video filmed there was been used in the internationally screen PBS documentary “Jean-  
2798 Michel Cousteau Ocean Adventures; Call of the Killer Whale”.

2799

2800 **Captive Orca Observation, Mundo Marino, South America**

2801 **March 2006**

2802 Observation of lone adult male captive orca at Mundo Marino, Argentina. Photographs and  
2803 videography of this individual as well as the bottlenose dolphins (*Tursiops* sp.) were used  
2804 for report prepared by Dr Ingrid N. Visser and myself and submitted to the Whale and  
2805 Dolphin Conservation Society.

2806

2807 **Orca Research, New Zealand**

2808 (<http://www.orcas.net/g/11>)

2809 **1996 – 2008**

2810 Worked with Dr. Ingrid Visser on researching the wild orca population in New Zealand  
2811 waters. *Inter alia*, tasks were photo identification, acoustic, video and behavioural analysis.  
2812 We were also able to successfully deploy the first “Cittercam” (National Geographic’s  
2813 camera system which uses a suction cup to attach the camera to the side of an orca) on  
2814 New Zealand orca. Photographs, data and video has been used extensively for the Orca  
2815 Research Trust database, scientific publications, popular publications, childrens books etc.  
2816 Additionally, video shot by myself was used internationally in the PBS documentary “Jean-  
2817 Michel Cousteau Ocean Adventures, Call of the Killer Whale.”

2818

2819 Other Cetacean Work.

2820

2821 **Connyland, Switzerland,**

2822 **February 2008 – November 2008** (<http://www.orcas.net/g/1>)

2823 Worked full time as an animal trainer assistant. Worked with Patagonia sealions (*Otaria*  
2824 *flavescens*) and Atlantic bottlenose dolphins (*tursiops truncatus*). Observed and assisted in  
2825 feeding preparation, cleaning, maintaining current behaviours and training new  
2826 behaviours using operant conditioning. Additional tasks included doing shows for the  
2827 public with the dolphins (including doing behaviours in the water with the dolphins) and

2828 assisting in water quality (water tests and filtration maintenance). Assisted in training  
2829 husbandry techniques (see details below) Built computer temperature analysis system for  
2830 recording pool temperatures. Assisted in reproduction study with bottlenose dolphins

2831

2832 **Connyland, Switzerland,**

2833 **February 2009 – August 2009** (<http://www.orcas.net/g/2>)

2834 Full time as an animal trainer assistant. Continued with tasks from previous year. Primary  
2835 person responsible for water quality and filtration, including repairs to filtration (including  
2836 rebuilding of the prefilter and pump system for one pool, as damaged during a flood).  
2837 Continued with assisting in maintaining existing behaviours, husbandry roles and training  
2838 new behaviours, primarily with the bottlenose dolphins.

2839

2840 **Experience in Whale Rescue/Rehabilitation/Animal Husbandry.**

2841 **1995.**

2842 • Trained as Project Jonah Marine Mammal Medic (recognised training by the New  
2843 Zealand Government, in order to attend and assist at whale and dolphin rescues).

2844

2845 **14-15 June 1997.**

2846 • Involved in the rescue and release of a stranded wild orca in New Zealand. Collected  
2847 data on respiration rates, behaviour and methodology of rescue. This animal was  
2848 subsequently resighted a number of times and the data used in the scientific article:  
2849 Visser, I. N. and D. C. Fertl (2000). Stranding, resighting and boat strike of a killer  
2850 whale (*Orcinus orca*) off New Zealand. *Aquatic Mammals* **26**(3): 232-240.

2851

2852 **February 2008 – November 2008 (Connyland, Switzerland).**

2853 • Captive marine mammal work in the following areas:

2854 • Patagonia sealions (*Otaria flavescens*) and Atlantic bottlenose dolphins (*tursiops*  
2855 *truncatus*). Assisted in training husbandry techniques, including designing and  
2856 building a continuous suction system for voluntary urine collection from bottlenose  
2857 dolphins enabling sterile collection of urine with no invasive techniques (*e.g.*,  
2858 catheters).

2859 • Assisted in the care of a chronically sick female bottlenose dolphin, including force  
2860 feeding of fish, voluntary & forced stomach tubing for water administration and  
2861 catheter use for urine collection.

2862 • Significant experience with catheter insertion (approximately 30 times).

2863 • Trained in blood collection from the tail flukes of bottlenose dolphins, using  
2864 butterfly needles and vacutainers.

2865 • Assisted in reproduction study with bottlenose dolphins

2866

2867 **February 2009 – August 2009 (Connyland, Switzerland).**

2868 • Helped perfect techniques in reproduction study for ground-breaking results,  
2869 currently in the process of being published.

2870

2871 • Continued with tasks as listed above for February 2008.

2872

2873 **Other Relevant Experience.**

- 2874
- 2875 • International Marine Animal Trainers' Association (IMATA), member since 2009
- 2876 • Built networked database system for recording medical, behavioural and feeding
- 2877 information for captive marine mammals.
- 2878 • Built computer temperature analysis system for recording pool temperatures for
- 2879 captive marine mammals.
- 2880 • SCUBA (PADI) certified, with additional experience in cleaning underwater, and
- 2881 repairing marine mammal tanks underwater.
- 2882 • Extremely skilled with computers (previous career path was in computer software
- 2883 engineering).
- 2884 • Significant experience with still photography, specialising in marine mammals (photos
- 2885 published in books, magazines and newspapers).
- 2886 • Videography (worked part time as professional cameraman, audio engineer and
- 2887 technical director at KTEH [Owned by KQED] USA. Video footage broadcast
- 2888 internationally, *e.g.*, by KTEH and KQED and Jean Michel Cousteau's Ocean Futures.
- 2889 • October 2007, Invited as Guest Presenter with Dr Ingrid N. Visser to the inaugural
- 2890 Animal Borne Imaging Symposium. Presented "Attaching Crittercam to New Zealand
- 2891 orca."
- 2892 • In 2005 & 2006 obtained training as an Emergency Medical technician and gained the
- 2893 nationally recognized NREMT (Nationally Registry of Emergency Medical Technicians).
- 2894